

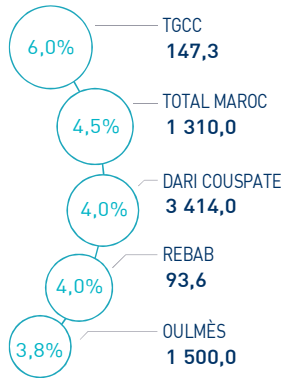
CASABLANCA CLOSING EQUITY

MARKET INSIGHT

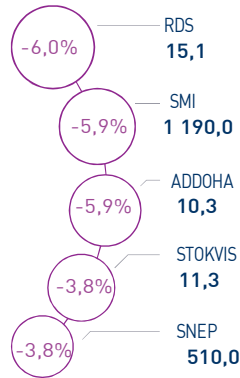
 MASI 11 453 pts	 MSI20 931 pts	 CAPI 592 MAD Bn	 VOLUME 118 MAD Mn
↗ Daily 0,59%	↗ Daily 0,56%	↗ High 592	MC 118
↗ YTD 6,83%	↗ YTD 8,58%	↘ Low 439	MB -

THE DAY IN REVIEW

TOP PERFORMERS



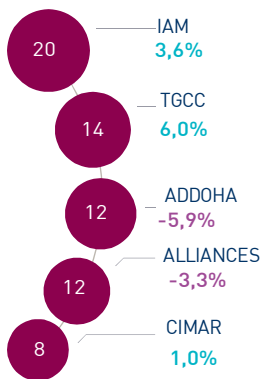
BOTTOM PERFORMERS



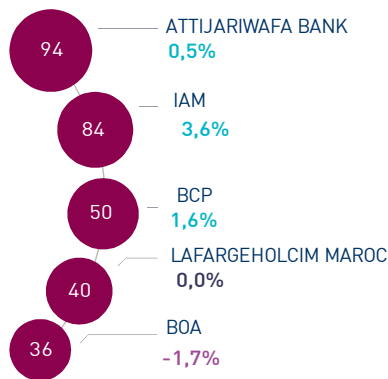
At the end of the last trading session of the week, the MASI index increased by 0.59% to 11,453 points. In this context, the annual performance stood at 6.83%.

TGCC topped the highest increases recording a gain of 6.0%. In the opposite, RDS dropped by -6.0%, i.e. the strongest decline of this trading session.

MOST ACTIVE (MAD Mn)



LARGEST CAP (MAD Bn)



Volume traded on the central market reached MAD 118 Mn.

This mainly driven by Maroc Telecom and TGCC which monopolized almost 30% of the total flow.

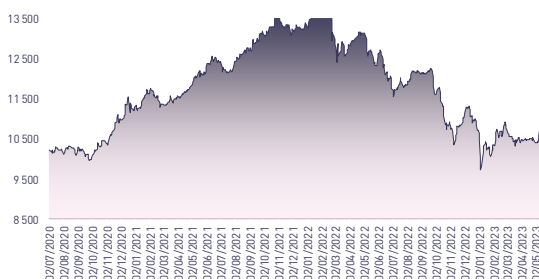
Attijari Global Research

Mahat Zerhouni
+212 529 03 68 16
m.zerhouni@attijari.ma

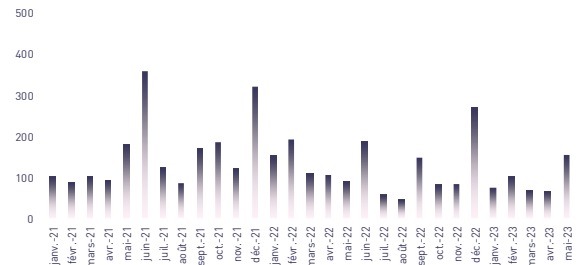
Attijari Intermédiation

Anis Hares
+212 529 03 68 34
Alae Yahya
+212 529 03 68 15
Sofia Mohcine
+212 529 03 68 21

MASI INDEX EVOLUTION (pts)



ADV- MONTHLY BASIS VOLUME (MAD Mn)



KEY ECONOMIC RELEASES/EVENTS OVER THE WEEK

| Jun. 16th | 2023

According to AMMC figures related to investors' profile within the stock market in Q1 2023, the volume traded on the central market was monopolized up to 40% by UCITS.

| Jun. 16th | 2023

At the end of May 2023, Treasury ordinary revenue rose by 4.1% to MAD 123.3 Bn. Overall expenses reached MAD 147.8 Bn up 11.8%.

| Jun. 15th | 2023

In a press release, Oulmès announces the issuance of an ordinary bond loan by private placement for a total amount of MAD 300 Mn, with qualified investors.

| Jun. 14th | 2023

In a press release, CMT announces that it has obtained 6 new exploration permits for all substances, with a total area of 96 km², located in the province of Azilal.



CASABLANCA CLOSING

EQUITY

DAILY STOCK ON JUNE 16th, 2023

16/06/2023	Close	Day	YTD	Max 2023	Min 2023	Quantity	P/E 22R	P/B 22R	D/Y 22R
Addoha	10,33	-5,92%	64,49%	10,98	5,50	1 165 175	N.S	0,5	0,0%
AFMA	1 250,0	-0,32%	-3,85%	1 315,0	1 224,0	1	21,1	27,3	4,4%
Afric Industries	356,00	0,00%	5,01%	371,00	326,00	32	16,8	2,3	5,6%
Afriquia Gaz	4 250,0	2,46%	-8,60%	4 699,0	3 706,0	341	28,3	4,9	3,3%
Agma	5 950,00	3,48%	-1,98%	6 100,00	5 650,00	9	20,9	9,1	4,4%
Akdital	320,0	-1,39%	15,94%	324,5	270,5	5 791	N.S	7,4	1,0%
Alliances	75,45	-3,27%	45,10%	78,00	42,98	155 482	9,3	0,5	0,0%
Aluminium du Maroc	1 320,0	1,54%	-6,91%	1 400,0	1 211,0	8	N.S	2,3	5,3%
Aradei Capital	442,00	0,00%	9,14%	450,00	385,00	0	21,8	1,2	4,3%
AtlantaSanad	125,0	-3,10%	0,00%	135,0	113,5	10 100	18,2	3,4	4,4%
Attijariwafa bank	440,00	0,46%	12,24%	440,00	355,05	16 504	15,6	1,7	3,5%
Auto Hall	77,5	-0,64%	19,23%	80,0	63,0	5 094	39,0	2,3	4,5%
Auto Nejma	1 692,00	0,00%	-6,88%	1 817,00	1 650,00	0	9,3	1,6	7,4%
Balima	160,0	0,00%	-3,03%	173,0	158,5	0	15,1	2,2	3,4%
BCP	248,00	1,64%	7,36%	248,00	194,60	25 217	18,3	1,3	3,6%
BoA	175,0	0,00%	1,74%	175,0	159,0	6 170	15,9	1,4	2,3%
BMCI	450,10	0,02%	27,00%	510,00	305,00	1 132	26,1	0,8	4,0%
Cartier Saada	24,0	2,13%	-9,43%	27,7	23,2	999	42,1	0,9	0,0%
CIH	365,00	-0,27%	20,07%	366,00	282,00	8 819	16,6	2,0	3,8%
Cimar	1 515,0	1,00%	18,36%	1 515,0	1 171,0	5 318	24,2	6,6	4,0%
CMT	1 734,00	0,87%	3,21%	1 906,00	1 459,00	871	12,4	4,2	3,5%
Colorado	43,4	2,73%	-4,73%	46,0	40,0	605	19,8	2,2	4,6%
Cosumar	194,00	0,54%	2,11%	194,20	163,40	9 068	22,2	3,2	3,6%
Crédit du Maroc	750,0	-0,66%	25,00%	755,0	502,0	5 050	20,2	1,3	3,6%
CTM	622,00	0,00%	-8,02%	676,20	586,60	0	21,5	2,6	4,0%
Dari Couspate	3 414,0	3,99%	-13,68%	3 955,0	3 283,0	3	N.S	3,0	2,5%
Delattre Levivier	40,00	0,00%	-6,76%	42,90	40,00	0	N.S	N.S	0,0%
Delta Holding	30,0	1,69%	25,00%	30,0	20,3	81 270	15,8	1,2	4,7%
Diac Salaf	26,25	0,00%	0,00%	26,25	26,25	0	N.S	N.S	0,0%
Disty Technologies	193,0	-0,52%	-8,10%	209,9	176,1	140	N.S	1,8	5,2%
Disway	741,00	0,00%	10,60%	750,00	620,00	1 788	16,5	2,1	4,7%
Ennaki	33,2	0,58%	5,77%	35,5	29,0	4 368	6,9	1,5	5,6%
Eqdom	1 000,00	2,04%	17,65%	1 009,00	800,00	120	18,9	1,1	5,5%
Fenie Brossette	105,6	-2,22%	-15,45%	129,0	105,6	212	7,4	1,2	0,0%
HPS	5 900,00	-0,84%	-9,23%	6 500,00	5 500,00	195	35,5	6,5	1,0%
IAM	95,0	3,60%	0,00%	101,4	75,6	208 201	14,3	5,1	2,3%
IB Maroc	27,99	0,00%	-9,62%	32,19	18,20	0	N.S	N.S	0,0%
Immoyente	98,5	1,65%	2,28%	99,4	94,6	1	N.S	1,2	5,6%
Involys	92,50	1,41%	-11,01%	103,95	91,00	133	N.S	0,4	0,0%
Jet Contractors	229,5	-1,42%	11,41%	233,0	186,6	4 955	28,0	0,7	0,0%
Label Vie	4 690,00	0,75%	0,86%	4 690,00	4 010,00	100	18,1	4,7	1,8%
LafargeHolcim Maroc	1 720,0	-1,71%	27,41%	1 750,0	1 187,0	373	29,0	3,6	3,8%
Lesieur	250,00	0,00%	8,70%	258,85	220,00	2 679	33,5	3,6	1,8%
M2M Group	770,0	0,00%	-2,41%	789,0	698,3	0	14,8	2,5	0,0%
Maghreb Oxygène	225,00	0,00%	-8,07%	280,00	184,40	0	12,0	0,6	1,8%
Maghrébaïl	940,0	0,00%	4,56%	940,0	855,0	0	10,9	1,3	5,3%
Managem	1 945,00	0,26%	-23,12%	2 770,00	1 856,00	113	12,0	2,7	1,5%
Maroc Leasing	356,0	0,00%	0,85%	370,0	337,0	0	14,4	1,0	3,9%
Marsa Maroc	248,90	0,59%	15,23%	249,95	181,00	15 126	22,4	8,1	3,2%
Med Paper	25,2	-0,59%	-7,71%	28,5	22,6	3 016	16,2	N.S	0,0%
Microdata	500,00	0,00%	-7,72%	552,50	492,00	263	19,7	5,0	5,0%
Mutandis	242,0	0,41%	11,01%	242,0	190,0	9 176	22,5	2,2	3,5%
Oulmès	1 500,00	3,81%	-3,47%	1 554,00	1 300,00	104	N.S	4,4	1,1%
Promopharm	1 040,0	0,00%	-2,62%	1 068,0	1 026,0	0	13,8	2,3	3,8%
Rebab	93,59	3,99%	-17,54%	113,50	90,00	1	N.S	1,9	0,0%
RDS	15,1	-5,99%	-16,33%	16,9	10,0	94 810	N.S	0,1	0,0%
Risma	157,00	-1,26%	37,72%	160,00	107,05	4 102	14,8	1,8	0,0%
S2M	169,5	0,00%	-16,48%	203,0	165,7	0	6,8	2,7	0,0%
SANLAM Maroc	980,00	-0,51%	-1,01%	1 040,00	841,00	30	N.S	0,8	3,6%
Salafin	560,0	0,00%	-1,75%	650,0	490,0	150	20,4	2,0	4,8%
Samir	127,80	0,00%	0,00%	127,80	127,80	0	N.S	N.S	0,0%
SBM	2 600,0	0,35%	8,42%	2 720,0	2 045,0	27	18,5	4,3	5,6%
SMI	1 190,00	-5,93%	-21,71%	1 519,00	1 190,00	433	N.S	1,7	0,0%
SNEP	510,0	-3,77%	-17,74%	627,7	470,0	1	14,1	1,4	3,1%
Sonasis	575,00	-1,54%	10,58%	610,00	468,10	1 334	26,1	1,2	5,2%
Sothema	1 240,0	-0,56%	-6,06%	1 450,0	1 127,0	596	33,5	6,5	2,0%
SRM	147,00	0,00%	-2,00%	155,65	124,00	0	17,5	0,3	0,0%
Stokvis	11,3	-3,82%	-27,82%	15,8	10,7	968	N.S	N.S	0,0%
Stroc Industrie	33,50	1,52%	-15,66%	41,33	30,60	584	N.S	N.S	0,0%
TAQA Morocco	1 006,0	0,50%	-8,38%	1 079,0	882,0	2 300	18,2	3,8	3,5%
TGCC	147,30	5,97%	17,84%	147,30	110,00	95 984	19,0	3,6	4,1%
Timar	386,9	0,00%	114,94%	391,0	175,0	0	9,3	0,8	0,0%
Total Maroc	1 310,00	4,55%	0,92%	1 350,00	1 100,00	957	24,0	3,9	4,3%
UNIMER	159,9	0,00%	-2,65%	159,9	140,6	0	39,7	1,6	0,6%
Wafa Assurance	3 970,00	0,00%	5,59%	3 998,00	3 001,00	0	17,9	1,5	3,3%
Zellidja	88,0	0,00%	20,96%	88,0	75,6	0	6,5	0,9	0,0%
MASI	11 452,9	0,59%	6,83%	11 452,9	9 718,0	-	18,5	3,3	3,1%

Multiples reflect 2022 realized results reported to the current stock market capitalization



Attijari
Global Research



CASABLANCA CLOSING

EQUITY

FY 2022 FINANCIAL FIGURES

	Turnover			EBIT			Net Income (Group Share)			
	MAD Mn	2022	2021	Change	2022	2021	Change	2022	2021	Change
Maroc Telecom		35 731	35 790	-0,2%	11 468	11 586	-1,0%	5 820	6 014	-3,2%
Cosumar		10 433	9 113	14,5%	1 294	1 408	-8,1%	826	763	8,2%
SBM		2 910	2 697	7,9%	647	542	19,3%	399	335	19,1%
Lesieur Cristal		6 897	4 863	41,8%	463	309	49,8%	206	140	47,1%
Mutandis		2 329	1 685	38,2%	175	133	31,7%	100	60	66,0%
Dari Couspate		782	698	12,0%	12	67	-82,1%	20	42	-52,8%
Oulmès		2 196	1 734	26,6%	117	121	-3,8%	61	41	49,1%
Unimer		1 368	1 026	33,3%	74	-7	MAD +80 Mn	46	-94	MAD +140 Mn
Attijariwafa bank		26 313	24 380	7,9%	11 399	9 484	20,2%	6 065	5 144	17,9%
BOA		15 624	14 607	7,0%	4 697	3 726	26,1%	2 305	2 007	14,8%
BCP		20 609	20 087	2,6%	5 582	4 526	23,3%	2 750	1 765	55,8%
Crédit du Maroc		2 569	2 460	4,4%	759	1 061	-28,5%	404	627	-35,6%
CIH Bank		3 518	3 107	13,2%	1 067	932	14,4%	669	603	11,0%
BMCI		3 054	3 044	0,3%	420	338	24,2%	229	194	17,8%
SANLAM Maroc		5 955	5 621	5,9%	-205	994	MAD -1199 Mn	-70	607	MAD -677 Mn
Wafa Assurance		11 639	9 785	18,9%	1 092	485	125,3%	776	424	83,0%
AtlantaSanad		5 465	5 478	-0,2%	731	659	10,9%	414	417	-0,7%
AFMA		244	222	9,8%	100	93	6,8%	59	58	2,5%
AGMA		152	141	7,5%	83	79	5,0%	57	52	9,4%
TGCC		5 178	3 626	42,8%	399	364	9,6%	245	236	3,9%
Delta Holding		2 792	2 538	10,0%	312	261	19,6%	166	172	-3,4%
SNEP		1 107	1 083	2,3%	173	213	-18,7%	87	126	-31,1%
Sonasid		4 888	4 494	8,8%	163	167	-2,4%	86	108	-20,3%
Colorado		610	574	6,2%	60	55	8,4%	35	33	6,6%
Aluminium du Maroc		1 419	1 172	21,0%	123	128	-3,8%	5	18	-75,3%
Jet Contractors		1 800	1 680	7,1%	129	106	21,6%	25	11	129,7%
LafargeHolcim Maroc		7 985	8 195	-2,6%	2 696	3 496	-22,9%	1 392	2 010	-30,8%
Ciments du Maroc		4 068	4 146	-1,9%	1 327	1 620	-18,1%	905	1 197	-24,4%
Alliances		1 604	1 414	13,4%	321	260	23,6%	178	119	49,5%
RDS		543	776	-30,0%	-26	49	MAD -75 Mn	-61	-17	MAD -44 Mn
Addoha		1 378	1 197	15,1%	127	-144	MAD +270 Mn	38	-88	MAD +126 Mn
Taqi Morocco		13 604	7 812	74,1%	2 913	2 431	19,8%	1 303	1 005	29,6%
TotalEnergies Marketing Maroc		19 719	12 870	53,2%	730	1 311	-44,3%	488	935	-47,8%
Afriquia Gaz		9 510	7 132	33,3%	882	681	29,4%	517	504	2,6%
Label Vie		13 947	11 758	18,6%	752	631	19,2%	748	407	83,8%
Auto Hall		4 831	5 084	-5,0%	259	460	-43,7%	100	264	-62,1%
Auto Nejma		2 101	2 319	-9,4%	287	225	27,5%	187	146	28,5%
Marsa Maroc		3 949	3 592	9,9%	1 363	1 129	20,7%	817	666	22,6%
Managem		9 645	7 423	29,9%	1 993	1 317	51,3%	1 615	862	87,4%
CMT		592	462	28,1%	296	190	55,7%	236	152	54,7%
SMI		798	689	15,8%	33	-68	MAD +101 Mn	35	-67	MAD +102 Mn
Disway		1 950	1 824	6,9%	122	169	-27,5%	85	108	-21,3%
Disty Technologies		497	456	8,9%	26	32	-18,0%	4	18	-77,4%
HPS		981	797	23,1%	163	144	13,2%	117	99	18,4%
Microdata		695	564	23,3%	104	77	35,7%	43	46	-6,5%
S2M		280	263	6,2%	22	59	-62,0%	20	3	MAD +18 Mn
Involys		40	36	9,9%	5	3	54,2%	-0,1	0,005	MAD 0 Mn
M2M Group		62	54	14,8%	-45	-29	MAD -17 Mn	34	-20	MAD +53 Mn
Maghrebail		441	363	21,4%	211	173	21,8%	119	99	20,1%
Maroc Leasing		334	371	-9,9%	154	149	2,9%	69	91	-24,1%
Salafin		399	389	2,6%	147	137	7,3%	86	85	1,2%
Eqdom		590	581	1,6%	174	111	57,4%	88	33	165,3%
Aradei Capital		486	421	15,4%	438	488	-10,2%	227	344	-34,0%
Akdital		1 035	770	34,4%	177	120	47,7%	88	48	82,3%
Sothema		2 302	2 056	12,0%	442	421	5,0%	267	279	-4,4%
Ennaki Automobiles		1 931	1 827	5,7%	216	147	46,2%	144	109	32,4%
Promopharm		705	630	11,8%	134	105	27,8%	75	69	9,1%
CTM		605	530	14,2%	6	25	-77,2%	35	35	0,7%
Maghreb Oxygène		291	274	6,2%	17	23	-26,2%	15	18	-15,1%
Timar		665	543	22,4%	30	28	6,0%	12	12	1,5%
Balima		49	47	3,9%	9	12	-20,5%	18	10	87,0%
Med Paper		135	79	70,6%	14	-3	MAD +16 Mn	7	9	-21,7%
Afric Industries		40	47	-14,9%	9	13	-30,6%	6	5	17,4%
Immorente Invest		67	70	-4,3%	19	23	-17,8%	8	4	121,0%
Fenie Brossette		569	532	7,0%	19	6	MAD +13 Mn	21	4	MAD +17 Mn
SRM		360	287	25,4%	6	5	28,7%	3	-1	MAD +4 Mn
Zellidja		569	536	6,2%	15	-22	MAD +37 Mn	8	-2	MAD +10 Mn
Rebab Company		0,03	0,05	-33,3%	-0,37	-0,37	MAD +0 Mn	-0,22	-4,12	MAD +4 Mn
Stroc Industrie		77	58	34,3%	1	-5	MAD +6 Mn	-15	-11	MAD -4 Mn
IB Maroc.com		NC	NC	-	NC	NC	-	NC	NC	-
Stokvis Nord Afrique		222	348	-36,2%	-46	6	MAD -51 Mn	-184	-29	MAD -154 Mn
Risma		1 037	525	97,5%	204	-84	MAD +288 Mn	152	-172	MAD +324 Mn
DLM		NC	NC	-	NC	NC	-	NC	NC	-





CASABLANCA CLOSING

EQUITY

2022 DIVIDENDS

Stock	DPS 2022	DPS 2021	Change	GM Date	Ex-Dividend Date	Date of payment
Addoha	-	-	-	27/06/2023		
AFMA	55	54	1,9%	15/06/2023		
Afric Industries	20	22	-9,1%	20/06/2023		21/07/2023
Afriquia Gaz	140	140	0,0%	08/05/2023	22/05/2023	31/05/2023
Agma	255	250	2,0%	24/05/2023		27/07/2023
Akdital	3,25	2,00	62,5%	08/06/2023		20/07/2023
Alliances	-	-	-	26/06/2023		
Aluminium du Maroc	70	110	-36,4%	22/06/2023	14/07/2023	25/07/2023
Aradei Capital	5,42	1,05	5,4%	09/05/2023	01/06/2023	12/06/2023
	13,78 [Extraordinary DPS]	17,17 [Extraordinary DPS]				
AtlantaSanad	5,5	5,2	5,8%	25/05/2023	12/06/2023	21/06/2023
Attijariwafa bank	15,5	15,0	3,3%	24/05/2023		04/07/2023
Auto Hall	3,5	3,5	0,0%	31/05/2023	20/06/2023	03/07/2023
Auto Nejma	110	86	45,3%	07/04/2023	18/04/2023	28/04/2023
	15 [Extraordinary DPS]					
Batima	5,5	5	10,0%	20/06/2023		27/06/2023
BCP	9,0	8,5	5,9%	27/06/2023		
BOA	4	4	0,0%	20/06/2023		17/07/2023
BMCI	18	10	80,0%	26/06/2023		27/07/2023
Crédit du Maroc	27	26	4,2%	20/06/2023		27/07/2023
CIH Bank	14	14	0,0%	15/06/2023		01/07/2023
Cimar	60	95	-36,8%	30/05/2023	06/07/2023	17/07/2023
CMT	60	88	-31,8%	27/06/2023		01/09/2023
Colorado	2,0	2,03	-1,5%	22/05/2023	09/06/2023	20/06/2023
Cosumar	7	6	16,7%	08/06/2023		17/07/2023
CTM	25	22	13,6%	26/06/2023		25/09/2023
Dari Couspate	85	95	-10,5%	23/06/2023		28/07/2023
Delta Holding	1,4	1,3	7,7%	16/05/2023		
Disty Technologies	10	15	-33,3%	15/06/2023		
Disway	35	40	-53,3%	30/05/2023	22/06/2023	05/07/2023
		30 [Extraordinary DPS]				
Delattre Levivier Maroc	-	-	-			
Ennaki Automobiles	1,89	1,85	2,2%	25/04/2023	21/06/2023	04/07/2023
Eqdom	55	40	37,5%	30/05/2023	20/06/2023	03/07/2023
Fenie Brossette	-	-	-	22/06/2023		
HPS	60	55	9,1%	22/06/2023		14/07/2023
IB Maroc	-	-	-			
Immorente	1,0	5,5	0,0%	07/04/2023	18/04/2023	28/04/2023
	2,0				15/06/2023	26/06/2023
	2,5					
Involys	0	5	-	15/06/2023		
Jet Contractors	-	-	-	19/03/2023		
Label Vie	86,38	70,40	-38,1%	15/06/2023	12/07/2023	
		69,1 [Extraordinary DPS]				
LafargeHolcim Maroc	66	66	0,0%	27/06/2023		27/07/2023
Lesieur	4,5	3,5	28,6%	10/05/2023		05/07/2023
M2M Group	-	-	-			
Maghreb Oxygène	4	4	0,0%	18/04/2023	02/05/2023	11/05/2023
Maghrébail	50	50	0,0%	09/05/2023	04/07/2023	13/07/2023
Managem	30	20	50,0%	31/05/2023		03/07/2023
Maroc Leasing	14	14	0,0%	26/06/2023		
IAM	2,19	4,78	-54,2%	31/03/2023		
Marsa Maroc	8,0	7,2	11,1%	20/06/2023		26/07/2023
Med Paper	-	-	-	26/06/2023		
Microdata	25	27	-7,4%	21/06/2023	12/07/2023	24/07/2023
Mutandis	8,5	8,5	0,0%	03/04/2023	20/06/2023	03/07/2023
TGCC	6,0	5,5	9,1%	20/06/2023		
Oulmès	16,5	12	37,5%	18/05/2023	19/06/2023	28/06/2023
Promopharm	40	40	0,0%	21/06/2023		20/09/2023
RDS	-	-	-	27/06/2023		
Rebab Company	-	-	-	26/06/2023		
Risma	-	-	-	13/06/2023		
S2M	-	-	-	22/06/2023		
SANLAM Maroc	36	35	2,9%	10/05/2023		01/06/2023
Salafin	13,50	26,55	-48,1%	09/05/2023	22/05/2023	31/05/2023
	13,50 [Extraordinary DPS]	25,45 [Extraordinary DPS]				
SBM	145,5	113	28,8%	09/05/2023	06/06/2023	15/06/2023
SMI	-	-	-	31/05/2023		
SNEP	16	20	-20,0%	27/06/2023		
Sonacid	30	38	-21,1%	22/06/2023		31/07/2023
Sothema	25	25	0,0%	25/05/2023		
SRM	-	-	-	20/06/2023		
Stokvis	-	-	-	15/06/2023		
Stroc Industrie	-	-	-	19/05/2023		
Taq Morocco	35	35	0,0%	23/05/2023		22/09/2023
Timar	0	8	-	22/06/2023		
TotalEnergies Marketing Maroc	56	56	-	01/06/2023	19/06/2023	27/06/2023
Unimer	1	-	-	22/06/2023		01/09/2023
Wafa Assurance	130	120	8,3%	10/05/2023	08/06/2023	19/06/2023

Attijari Global Research

Mahat Zerhouni
+212 529 03 68 16
m.zerhouni@attijari.ma

Attijari Intermédiation

Anis Hares
+212 529 03 68 34
Alae Yahya
+212 529 03 68 15
Sofia Mohcine
+212 522 49 59 52



Attijari
Global Research