

CASABLANCA CLOSING EQUITY

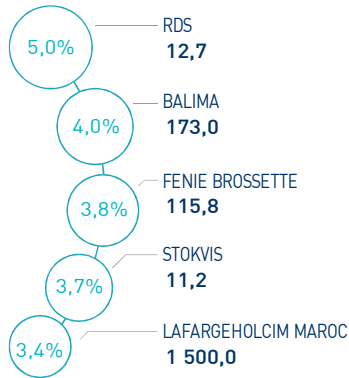
8 | MAY 2023

MARKET INSIGHT

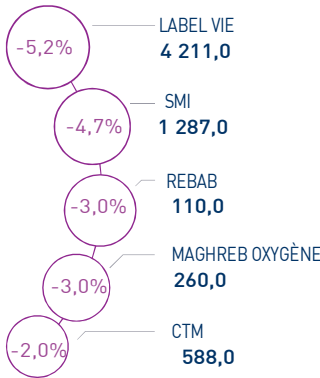
 MASI 10 421 pts	 MSI20 838 pts	 CAPI 540 MAD Bn	 VOLUME 40 MAD Mn
↑ Daily 0,29%	↑ Daily 0,33%	↑ High 570	MC 40
↓ YTD -2,79%	↓ YTD -2,24%	↓ Low 510	MB -

THE DAY IN REVIEW

TOP PERFORMERS



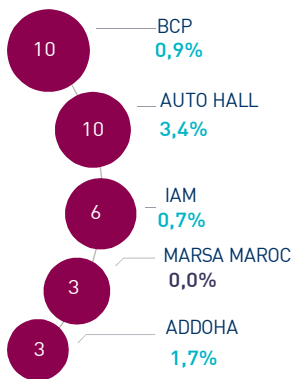
BOTTOM PERFORMERS



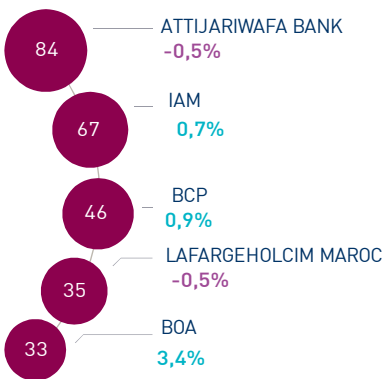
At the end of the first trading session of the week, the MASI index increased by 0.29% to 10,421 points. In this context, the annual under performance stood at 2.79%.

RDS topped the highest increases recording a gain of 5.0%. In the opposite, Label Vie dropped by -5.2%, i.e. the strongest decline of this trading session.

MOST ACTIVE (MAD Mn)



LARGEST CAP (MAD Bn)



Volume traded on the central market reached MAD 40 Mn.

This was mainly driven by BCP and Auto Hall which monopolized almost 50% of the total flow.

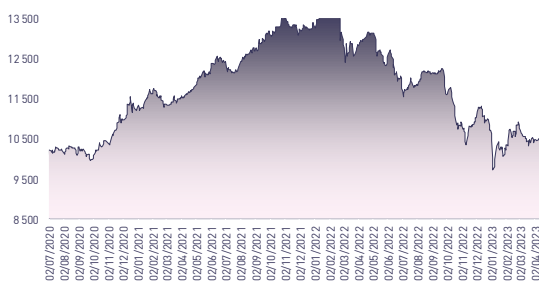
Attijari Global Research

Mahat Zerhouni
+212 529 03 68 16
m.zerhouni@attijari.ma

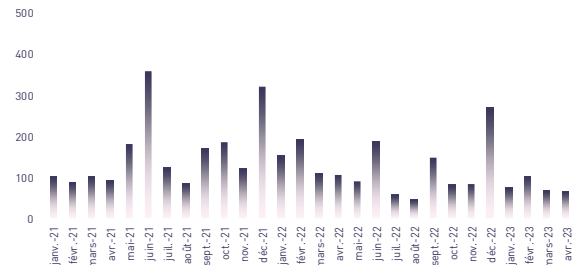
Attijari Intermédiation

Anis Hares
+212 529 03 68 34
Alae Yahya
+212 529 03 68 15
Sofia Mohcine
+212 529 03 68 21

MASI INDEX EVOLUTION (pts)



ADV- MONTHLY BASIS VOLUME (MAD Mn)



KEY ECONOMIC RELEASES/EVENTS OVER THE WEEK

| May 8th | 2023

At the end of April 2023, the Official Reserve Assets reached MAD 358 Bn. These recorded an increase of 8.9% year-on-year and a decrease of 0.3% compared to the previous week.

| May 5th | 2023

In Q1 2023, Mutandis' consolidated revenue stood at MAD 518 Mn, recording an increase of 23% compared to the same period of last year.

| May 4th | 2023

The results of Bank Al-Maghrib's monthly business survey show a rise in production and sales during the month of March 2023, compared to the previous month.

| May 3rd | 2023

During the first four months of the year 2023, cumulative sales of new cars in Morocco recorded a decline of 8.6% to 49,300 units



Attijari
Global Research



CASABLANCA CLOSING

EQUITY

DAILY STOCK ON MAY 8th, 2023

08/05/2023	Close	Day	YTD	Max 2023	Min 2023	Quantity	P/E 22R	P/B 22R	D/Y 22R
Addoha	7,29	1,67%	16,08%	7,29	5,50	361 886	N.S	0,3	0,0%
AFMA	1 275,0	1,19%	-1,92%	1 315,0	1 224,0	1	21,5	27,9	4,3%
Afric Industries	368,00	0,00%	8,55%	370,00	326,00	23	17,3	2,4	5,4%
Afriquia Gaz	3 900,0	0,00%	-16,13%	4 699,0	3 706,0	10	25,9	4,5	3,6%
Agma	5 900,00	0,00%	-2,80%	6 100,00	5 650,00	0	20,8	9,0	4,4%
Akdital	300,0	0,00%	8,70%	305,0	270,5	234	43,4	6,9	1,1%
Alliances	63,50	-0,77%	22,12%	64,50	42,98	5 435	7,9	0,4	0,0%
Aluminium du Maroc	1 300,0	-0,23%	-8,32%	1 400,0	1 211,0	40	N.S	2,3	5,4%
Aradei Capital	430,00	0,00%	6,17%	450,00	385,00	65	21,2	1,1	4,5%
AtlantaSanad	125,3	-1,34%	0,24%	135,0	113,5	5	18,3	3,4	4,4%
Attijariwafa bank	396,00	-0,52%	1,02%	422,00	355,05	6 193	14,0	1,5	3,9%
Auto Hall	73,0	3,40%	12,31%	75,1	63,0	131 495	36,7	2,2	4,8%
Auto Nejma	1 692,00	0,00%	-6,88%	1 817,00	1 650,00	0	9,3	1,6	7,4%
Balima	173,0	4,00%	4,85%	173,0	158,5	1	16,3	2,4	NC
BCP	229,00	0,88%	-0,87%	242,00	194,60	45 624	16,9	1,2	NC
BoA	161,1	-0,53%	-6,37%	172,0	159,0	60	14,6	1,3	2,5%
BMCI	445,00	1,14%	25,56%	510,00	305,00	1 838	25,8	0,8	NC
Cartier Saada	26,2	2,95%	-1,13%	27,7	23,8	3	N.S	1,0	0,0%
CIH	320,00	0,00%	5,26%	324,90	282,00	510	14,6	1,8	4,4%
Cimar	1 285,0	2,80%	0,39%	1 365,0	1 171,0	885	20,5	5,6	4,7%
CMT	1 630,00	-1,21%	-2,98%	1 906,00	1 459,00	37	11,6	4,0	3,7%
Colorado	42,1	0,19%	-7,52%	46,0	40,0	43	19,2	2,1	4,8%
Cosumar	181,00	0,56%	-4,74%	190,05	163,40	1 747	20,7	3,0	3,9%
Crédit du Maroc	620,0	0,00%	3,33%	679,0	502,0	0	16,7	1,1	4,4%
CTM	588,00	-2,00%	-13,04%	676,20	586,60	2	20,3	2,4	4,3%
Dari Couspate	3 649,0	0,00%	-7,74%	3 955,0	3 638,0	0	N.S	3,2	NC
Delattre Levivier	40,00	0,00%	-6,76%	42,90	40,00	0	N.S	N.S	0,0%
Delta Holding	25,9	0,08%	8,08%	26,0	20,3	85	13,7	1,0	5,4%
Diac Salaf	26,25	0,00%	0,00%	26,25	26,25	0	N.S	N.S	0,0%
Disty Technologies	183,6	-0,78%	-12,60%	209,9	176,1	36	44,3	1,7	5,4%
Disway	697,00	0,00%	4,03%	750,00	620,00	121	15,5	1,9	5,0%
Ennaki	33,5	-1,38%	6,85%	35,0	29,0	1 032	7,0	1,5	5,5%
Eqdom	1 005,00	0,00%	18,24%	1 009,00	800,00	0	19,0	1,1	5,5%
Fenie Brossette	115,8	3,76%	-7,29%	129,0	111,6	2	8,1	1,3	0,0%
HPS	6 200,00	0,00%	-4,62%	6 500,00	5 745,00	15	37,3	6,9	1,0%
IAM	76,1	0,74%	-19,88%	101,4	75,6	73 258	11,5	4,0	2,9%
IB Maroc	21,99	0,00%	-29,00%	32,19	18,20	0	N.S	N.S	0,0%
Immoyente	97,9	2,18%	1,65%	99,4	94,6	6	N.S	1,2	5,6%
Involys	97,95	0,00%	-5,77%	103,95	91,00	3	N.S	0,4	0,0%
Jet Contractors	200,7	-0,59%	-2,57%	207,0	186,6	57	24,5	0,6	0,0%
Label Vie	4 211,00	-5,16%	-9,44%	4 650,00	4 010,00	68	16,3	4,3	2,1%
LafargeHolcim Maroc	1 500,0	3,45%	11,11%	1 520,0	1 187,0	66	25,3	3,1	4,4%
Lesieur	254,95	1,94%	10,85%	255,00	220,00	1	34,2	3,7	1,8%
M2M Group	778,0	0,00%	-1,39%	780,0	698,3	0	15,0	2,6	0,0%
Maghreb Oxygène	260,00	-2,99%	6,23%	280,00	208,45	1	13,8	0,7	1,5%
Maghrébaïl	855,0	0,00%	-4,89%	899,0	855,0	0	9,9	1,2	5,8%
Managem	2 385,00	1,49%	-5,73%	2 770,00	2 200,00	146	14,8	3,3	1,3%
Maroc Leasing	360,0	0,00%	1,98%	370,0	338,0	0	14,5	1,0	NC
Marsa Maroc	229,00	0,00%	6,02%	233,70	181,00	11 419	20,6	7,5	3,5%
Med Paper	23,8	-0,46%	-12,70%	28,5	23,0	1 752	15,3	N.S	0,0%
Microdata	510,00	0,00%	-5,87%	552,50	492,00	0	20,1	5,1	4,9%
Mutandis	225,0	1,15%	3,21%	225,0	190,0	2 101	20,9	2,1	3,8%
Oulmès	1 322,00	0,00%	-14,93%	1 554,00	1 322,00	0	43,0	3,9	1,2%
Promopharm	1 040,0	0,00%	-2,62%	1 068,0	1 026,0	0	13,8	2,3	3,8%
Rebab	110,00	-3,04%	-3,08%	113,50	110,00	176	N.S	2,3	0,0%
RDS	12,7	5,03%	-29,28%	16,9	10,0	109 740	N.S	0,1	0,0%
Risma	130,00	3,42%	14,04%	132,50	107,05	171	12,2	1,5	0,0%
S2M	170,0	-1,31%	-16,24%	203,0	165,7	25	6,8	2,7	0,0%
SANLAM Maroc	945,00	0,00%	-4,55%	1 040,00	841,00	0	N.S	0,8	3,7%
Salafin	610,0	0,00%	7,02%	650,0	490,0	0	22,2	2,2	4,4%
Samir	127,80	0,00%	0,00%	127,80	127,80	0	N.S	N.S	0,0%
SBM	2 550,0	0,95%	6,34%	2 720,0	2 045,0	2	18,1	4,2	5,7%
SMI	1 287,00	-4,67%	-15,33%	1 519,00	1 287,00	7	N.S	1,8	0,0%
SNEP	502,9	-0,14%	-18,89%	627,7	470,0	5	13,9	1,3	3,2%
Sonasid	563,50	0,27%	8,37%	610,00	468,10	436	25,6	1,2	5,3%
Sothema	1 230,0	0,00%	-6,82%	1 450,0	1 220,0	0	33,2	6,4	2,0%
SRM	132,00	0,00%	-12,00%	155,65	124,00	0	15,7	0,2	0,0%
Stokvis	11,2	3,71%	-28,77%	15,8	10,7	250	N.S	N.S	0,0%
Stroc Industrie	32,25	-0,15%	-18,81%	41,33	30,60	10	N.S	N.S	0,0%
TAQA Morocco	950,0	0,00%	-13,48%	1 079,0	882,0	0	17,2	3,6	3,7%
TGCC	135,90	-0,07%	8,72%	137,95	110,00	2 071	17,5	3,3	4,4%
Timar	204,4	0,00%	13,56%	204,4	175,0	0	4,9	0,4	NC
Total Maroc	1 256,00	0,00%	-3,24%	1 310,00	1 100,00	0	23,1	3,7	4,5%
UNIMER	156,0	0,00%	-5,02%	159,0	140,6	0	38,8	1,5	0,6%
Wafa Assurance	3 700,00	0,00%	-1,60%	3 800,00	3 001,00	0	16,7	1,4	3,5%
Zellidja	88,0	0,00%	20,96%	88,0	75,6	0	6,5	0,9	0,0%
MASI	10 420,7	0,29%	-2,79%	10 907,5	9 718,0	-	17,6	3,0	3,4%

Multiples reflect 2022 realized results reported to the current stock market capitalization



Attijari
Global Research



CASABLANCA CLOSING

EQUITY

FY 2022 FINANCIAL FIGURES

	Turnover			EBIT			Net Income (Group Share)			
	MAD Mn	2022	2021	Change	2022	2021	Change	2022	2021	Change
Maroc Telecom		35 731	35 790	-0,2%	11 468	11 586	-1,0%	5 820	6 014	-3,2%
Cosumar		10 433	9 113	14,5%	1 294	1 408	-8,1%	826	763	8,2%
SBM		2 910	2 697	7,9%	647	542	19,3%	399	335	19,1%
Lesieur Cristal		6 897	4 863	41,8%	463	309	49,8%	206	140	47,1%
Mutandis		2 329	1 685	38,2%	175	133	31,7%	100	60	66,0%
Dari Couspate		782	698	12,0%	12	67	-82,1%	20	42	-52,8%
Oulmès		2 196	1 734	26,6%	117	121	-3,8%	61	41	49,1%
Unimer		1 368	1 026	33,3%	74	-7	MAD +80 Mn	46	-94	MAD +140 Mn
Attijariwafa bank		26 313	24 380	7,9%	11 399	9 484	20,2%	6 065	5 144	17,9%
BOA		15 624	14 607	7,0%	4 697	3 726	26,1%	2 305	2 007	14,8%
BCP		20 609	20 087	2,6%	5 582	4 526	23,3%	2 750	1 765	55,8%
Crédit du Maroc		2 569	2 460	4,4%	759	1 061	-28,5%	404	627	-35,6%
CIH Bank		3 518	3 107	13,2%	1 067	932	14,4%	669	603	11,0%
BMCI		3 054	3 044	0,3%	420	338	24,2%	229	194	17,8%
SANLAM Maroc		5 955	5 621	5,9%	-205	994	MAD -1199 Mn	-70	607	MAD -677 Mn
Wafa Assurance		11 639	9 785	18,9%	1 092	485	125,3%	776	424	83,0%
AtlantaSanad		5 465	5 478	-0,2%	731	659	10,9%	414	417	-0,7%
AFMA		244	222	9,8%	100	93	6,8%	59	58	2,5%
AGMA		152	141	7,5%	83	79	5,0%	57	52	9,4%
TGCC		5 178	3 626	42,8%	399	364	9,6%	245	236	3,9%
Delta Holding		2 792	2 538	10,0%	312	261	19,6%	166	172	-3,4%
SNEP		1 107	1 083	2,3%	173	213	-18,7%	87	126	-31,1%
Sonasid		4 888	4 494	8,8%	163	167	-2,4%	86	108	-20,3%
Colorado		610	574	6,2%	60	55	8,4%	35	33	6,6%
Aluminium du Maroc		1 419	1 172	21,0%	123	128	-3,8%	5	18	-75,3%
Jet Contractors		1 800	1 680	7,1%	129	106	21,6%	25	11	129,7%
LafargeHolcim Maroc		7 985	8 195	-2,6%	2 696	3 496	-22,9%	1 392	2 010	-30,8%
Ciments du Maroc		4 068	4 146	-1,9%	1 327	1 620	-18,1%	905	1 197	-24,4%
Alliances		1 604	1 414	13,4%	321	260	23,6%	178	119	49,5%
RDS		543	776	-30,0%	-26	49	MAD -75 Mn	-61	-17	MAD -44 Mn
Addoha		1 378	1 197	15,1%	127	-144	MAD +270 Mn	38	-88	MAD +126 Mn
Taqi Morocco		13 604	7 812	74,1%	2 913	2 431	19,8%	1 303	1 005	29,6%
TotalEnergies Marketing Maroc		19 719	12 870	53,2%	730	1 311	-44,3%	488	935	-47,8%
Afriquia Gaz		9 510	7 132	33,3%	882	681	29,4%	517	504	2,6%
Label Vie		13 947	11 758	18,6%	752	631	19,2%	748	407	83,8%
Auto Hall		4 831	5 084	-5,0%	259	460	-43,7%	100	264	-62,1%
Auto Nejma		2 101	2 319	-9,4%	287	225	27,5%	187	146	28,5%
Marsa Maroc		3 949	3 592	9,9%	1 363	1 129	20,7%	817	666	22,6%
Managem		9 645	7 423	29,9%	1 993	1 317	51,3%	1 615	862	87,4%
CMT		592	462	28,1%	296	190	55,7%	236	152	54,7%
SMI		798	689	15,8%	33	-68	MAD +101 Mn	35	-67	MAD +102 Mn
Disway		1 950	1 824	6,9%	122	169	-27,5%	85	108	-21,3%
Disty Technologies		497	456	8,9%	26	32	-18,0%	4	18	-77,4%
HPS		981	797	23,1%	163	144	13,2%	117	99	18,4%
Microdata		695	564	23,3%	104	77	35,7%	43	46	-6,5%
S2M		280	263	6,2%	22	59	-62,0%	20	3	MAD +18 Mn
Involys		40	36	9,9%	5	3	54,2%	-0,1	0,005	MAD 0 Mn
M2M Group		62	54	14,8%	-45	-29	MAD -17 Mn	34	-20	MAD +53 Mn
Maghrebail		441	363	21,4%	211	173	21,8%	119	99	20,1%
Maroc Leasing		334	371	-9,9%	154	149	2,9%	69	91	-24,1%
Salafin		399	389	2,6%	147	137	7,3%	86	85	1,2%
Eqdom		590	581	1,6%	174	111	57,4%	88	33	165,3%
Aradei Capital		486	421	15,4%	438	488	-10,2%	227	344	-34,0%
Akdital		1 035	770	34,4%	177	120	47,7%	88	48	82,3%
Sothema		2 302	2 056	12,0%	442	421	5,0%	267	279	-4,4%
Ennaki Automobiles		1 931	1 827	5,7%	216	147	46,2%	144	109	32,4%
Promopharm		705	630	11,8%	134	105	27,8%	75	69	9,1%
CTM		605	530	14,2%	6	25	-77,2%	35	35	0,7%
Maghreb Oxygène		291	274	6,2%	17	23	-26,2%	15	18	-15,1%
Timar		665	543	22,4%	30	28	6,0%	12	12	1,5%
Balima		49	47	3,9%	9	12	-20,5%	18	10	87,0%
Med Paper		135	79	70,6%	14	-3	MAD +16 Mn	7	9	-21,7%
Afric Industries		40	47	-14,9%	9	13	-30,6%	6	5	17,4%
Immorente Invest		67	70	-4,3%	19	23	-17,8%	8	4	121,0%
Fenie Brossette		569	532	7,0%	19	6	MAD +13 Mn	21	4	MAD +17 Mn
SRM		360	287	25,4%	6	5	28,7%	3	-1	MAD +4 Mn
Zellidja		569	536	6,2%	15	-22	MAD +37 Mn	8	-2	MAD +10 Mn
Rebab Company		0,03	0,05	-33,3%	-0,37	-0,37	MAD +0 Mn	-0,22	-4,12	MAD +4 Mn
Stroc Industrie		77	58	34,3%	1	-5	MAD +6 Mn	-15	-11	MAD -4 Mn
IB Maroc.com		NC	NC	-	NC	NC	-	NC	NC	-
Stokvis Nord Afrique		222	348	-36,2%	-46	6	MAD -51 Mn	-184	-29	MAD -154 Mn
Risma		1 037	525	97,5%	204	-84	MAD +288 Mn	152	-172	MAD +324 Mn
DLM		NC	NC	-	NC	NC	-	NC	NC	-





CASABLANCA CLOSING

EQUITY

2022 DIVIDENDS

Stock	DPS 2022	DPS 2021	Change	GM Date	Ex-Dividend Date	Date of payment
Addoha	-	-	-			
AFMA	55	54	1,9%	28/03/2023		
Afric Industries	20	22	-9,1%			
Afriquia Gaz	140	140	0,0%	08/05/2023		
Agma	255	250	2,0%	24/05/2023		27/07/2023
Akdital	3,25	2,00	62,5%			
Alliances	-	-	-			
Aluminium du Maroc	70	110	-36,4%			
Aradei Capital	5,42	1,05	5,4%	09/05/2023		12/06/2023
	13,78 [Extraordinary DPS]	17,17 [Extraordinary DPS]				
AtlantaSanad	5,5	5,2	5,8%	25/05/2023		15/06/2023
Attijariwafa bank	15,5	15,0	3,3%	24/05/2023		04/07/2023
Auto Hall	3,5	3,5	0,0%	31/05/2023		03/07/2023
Auto Nejma	110	86	45,3%	07/04/2023	18/04/2023	28/04/2023
	15 [Extraordinary DPS]					
Balima	NC	5	-			
BCP	NC	8,5	-			
BOA	4	4	0,0%			
BMCI	NC	10	-			
Crédit du Maroc	27	26	4,2%	15/06/2023		
CIH Bank	14	14	0,0%	15/06/2023		01/07/2023
Cimar	60	95	-36,8%	30/05/2023		17/07/2023
CMT	60	88	-31,8%	15/06/2023		01/09/2023
Colorado	2,0	2,03	-1,5%	22/05/2023		20/06/2023
Cosumar	7	6	16,7%	08/06/2023		17/07/2023
CTM	25	22	13,6%			
Dari Couspate	NC	95	-			
Delta Holding	1,4	1,3	7,7%	16/05/2023		
Disty Technologies	10	15	-33,3%			
Disway	35	40	-53,3%	30/05/2023		05/07/2023
		30 [Extraordinary DPS]				
Delattre Levivier Maroc	-	-	-			
Ennaki Automobiles	2,14	1,85	15,7%	25/04/2023		
Eqdom	55	40	37,5%			30/06/2023
Fenie Brossette	-	-	-			
HPS	60	55	9,1%			14/07/2023
IB Maroc	-	-	-			
Immorente	1,0	5,5	0,0%	07/04/2023	18/04/2023	28/04/2023
	4,5					
Involys	-	5	-			
Jet Contractors	-	-	-	19/03/2023		
Label Vie	86,4	70,40	-38,1%			
		69,1 [Extraordinary DPS]				
LafargeHolcim Maroc	66	66	0,0%			
Lesieur	4,5	3,5	28,6%	10/05/2023		05/07/2023
M2M Group	-	-	-			
Maghreb Oxygène	4	4	0,0%	18/04/2023	02/05/2023	11/05/2023
Maghrébail	50	50	0,0%	09/05/2023		13/07/2023
Managem	30	20	50,0%	31/05/2023		03/07/2023
Maroc Leasing	NC	14	-			
IAM	2,19	4,78	-54,2%	31/03/2023		01/06/2023
Marsa Maroc	8,0	7,2	11,1%			
Med Paper	-	-	-			
Microdata	25	27	-7,4%	21/06/2023		20/07/2023
Mutandis	8,5	8,5	0,0%	03/04/2023		
TGCC	6,0	5,5	9,1%			
Outmès	16,5	12	37,5%	18/05/2023		05/06/2023
Promopharm	40	40	0,0%			
RDS	-	-	-			
Rebab Company	-	-	-			
Risma	-	-	-			
S2M	-	-	-			
SANLAM Maroc	36	35	2,9%	10/05/2023		01/06/2023
Salafin	13,50	26,55	-48,1%	09/05/2023		30/05/2023
	13,5 [Extraordinary DPS]	25,45 [Extraordinary DPS]				
SBM	145,5	113	28,8%	09/05/2023		15/06/2023
SMI	-	-	-	31/05/2023		
SNEP	16	20	-20,0%			
Sonasid	30	38	-21,1%			
Sothema	25	25	0,0%	25/05/2023		
SRM	-	-	-			
Stokvis	-	-	-			
Stroc Industrie	-	-	-	19/05/2023		
Taqa Morocco	35	35	0,0%	23/05/2023		22/09/2023
Timar	NC	8	-	22/06/2023		
TotalEnergies Marketing Maroc	56	56	-	01/06/2023		27/06/2023
Unimer	1	-	-			
Wafa Assurance	130	120	8,3%	10/05/2023		
Zellidja	-	-	-			

Attijari Global Research

Mahat Zerhouni
+212 529 03 68 16
m.zerhouni@attijari.ma

Attijari Intermédiation

Anis Hares
+212 529 03 68 34
Alae Yahya
+212 529 03 68 15
Sofia Mohcine
+212 522 49 59 52



Attijari
Global Research