



CASABLANCA CLOSING

EQUITY

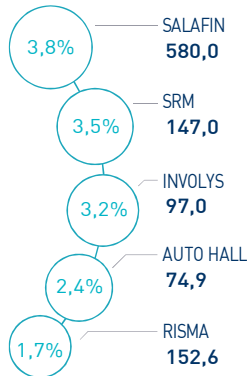
22 MAY 2023

MARKET INSIGHT

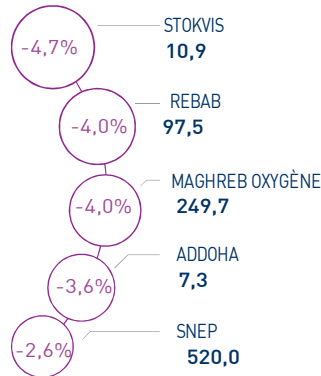
| | | | |
|----------------------------|--------------------------|----------------------------|-----------------------------|
| MASI 10 761 pts | MSI20 870 pts | CAPI 557 MAD Bn | VOLUME 25 MAD Mn |
| ↘ Daily -0,04% | ↗ Daily 0,01% | ↗ High 570 | MC 25 |
| ↗ YTD 0,38% | ↗ YTD 1,47% | ↘ Low 439 | MB - |

THE DAY IN REVIEW

TOP PERFORMERS



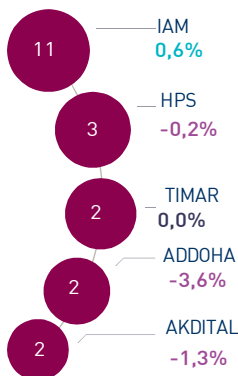
BOTTOM PERFORMERS



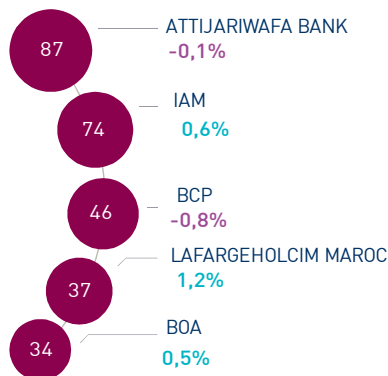
At the end of the first trading session of the week, the MASI index slightly decreased by 0.04% to 10,761 points. In this context, the annual performance stood at 0.38%.

Salafin topped the highest increases recording a gain of 3.8%. In the opposite, Stokvis dropped by -4.7%, i.e. the strongest decline of this trading session.

MOST ACTIVE (MAD Mn)



LARGEST CAP (MAD Bn)



Volume traded on the central market reached only MAD 25 Mn against an annual average of MAD 90 Mn.

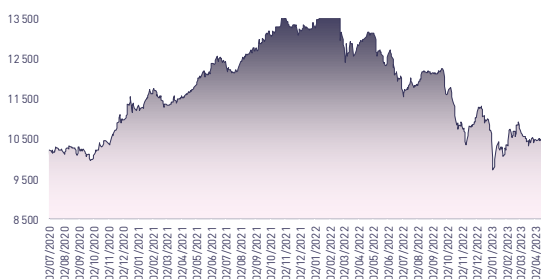
Attijari Global Research

Mahat Zerhouni
+212 529 03 68 16
m.zerhouni@attijari.ma

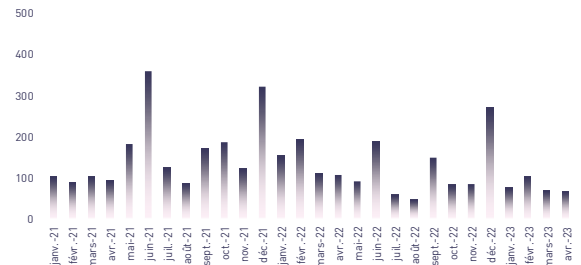
Attijari Intermédiation

Anis Hares
+212 529 03 68 34
Alae Yahya
+212 529 03 68 15
Sofia Mohcine
+212 529 03 68 21

MASI INDEX EVOLUTION (pts)



ADV- MONTHLY BASIS VOLUME (MAD Mn)



KEY ECONOMIC RELEASES/EVENTS OVER THE WEEK

| May 22nd | 2023

In Q1 2023, Immorente Invest consolidated revenue amounted to MAD 15.7 Mn against MAD 15.3 Mn in Q1 2022, recording an increase of 2.6% y-o-y.

| May 22nd | 2023

Dari Couspate shareholders are convened to the Ordinary General Meeting on June 23rd 2023. This sets the DPS 2022 at MAD 85 against MAD 95 for the FY 2021.

| May 22nd | 2023

Balima shareholders are convened to the Ordinary General Meeting on June 20th 2023. This sets the DPS 2022 at MAD 5.5 against MAD 5.0 for the FY 2021.

| May 22nd | 2023

In Q1 2023, BCP's NIGS down 27% at MAD 610 Mn.



Attijari
Global Research



CASABLANCA CLOSING

EQUITY

DAILY STOCK ON MAY 22nd, 2023

| 22/05/2023 | Close | Day | YTD | Max 2023 | Min 2023 | Quantity | P/E 22R | P/B 22R | D/Y 22R |
|---------------------|-----------------|---------------|--------------|-----------------|----------------|----------|-------------|------------|-------------|
| Addoha | 7,29 | -3,57% | 16,08% | 7,95 | 5,50 | 218 802 | N.S | 0,3 | 0,0% |
| AFMA | 1 275,0 | 0,00% | -1,92% | 1 315,0 | 1 224,0 | 1 | 21,5 | 27,9 | 4,3% |
| Afric Industries | 362,00 | -0,26% | 6,78% | 370,00 | 326,00 | 21 | 17,1 | 2,3 | 5,5% |
| Afriquia Gaz | 3 861,0 | 0,03% | -16,97% | 4 699,0 | 3 706,0 | 18 | 25,7 | 4,4 | 3,6% |
| Agma | 5 765,00 | 0,00% | -5,02% | 6 100,00 | 5 650,00 | 0 | 20,3 | 8,8 | 4,5% |
| Akdital | 312,0 | -1,25% | 13,04% | 316,9 | 270,5 | 5 014 | N.S | 7,2 | 1,0% |
| Alliances | 64,60 | -0,63% | 24,23% | 67,00 | 42,98 | 4 532 | 8,0 | 0,4 | 0,0% |
| Aluminium du Maroc | 1 349,0 | 0,00% | -4,87% | 1 400,0 | 1 211,0 | 0 | N.S | 2,3 | 5,2% |
| Aradei Capital | 441,00 | 0,23% | 8,89% | 450,00 | 385,00 | 179 | 21,8 | 1,2 | 4,4% |
| AtlantaSanad | 129,9 | 0,08% | 3,92% | 135,0 | 113,5 | 173 | 18,9 | 3,6 | 4,2% |
| Attijariwafa bank | 407,90 | -0,15% | 4,06% | 422,00 | 355,05 | 2 188 | 14,5 | 1,6 | 3,8% |
| Auto Hall | 74,9 | 2,38% | 15,29% | 75,1 | 63,0 | 269 | 37,7 | 2,2 | 4,7% |
| Auto Nejma | 1 692,00 | 0,00% | -6,88% | 1 817,00 | 1 650,00 | 0 | 9,3 | 1,6 | 7,4% |
| Balima | 170,5 | 0,00% | 3,33% | 173,0 | 158,5 | 0 | 16,1 | 2,3 | 3,2% |
| BCP | 229,20 | -0,78% | -0,78% | 242,00 | 194,60 | 1 083 | 16,9 | 1,2 | NC |
| BoA | 166,9 | 1,15% | -2,97% | 172,0 | 159,0 | 1 | 15,1 | 1,4 | 2,4% |
| BMCI | 456,00 | -0,87% | 28,67% | 510,00 | 305,00 | 298 | 26,5 | 0,8 | NC |
| Cartier Saada | 26,8 | 0,00% | 1,13% | 27,7 | 23,8 | 0 | N.S | 1,0 | 0,0% |
| CIH | 330,00 | 0,00% | 8,55% | 330,00 | 282,00 | 6 | 15,1 | 1,8 | 4,2% |
| Cimar | 1 339,0 | 0,00% | 4,61% | 1 372,0 | 1 171,0 | 248 | 21,4 | 5,8 | 4,5% |
| CMT | 1 655,00 | 0,00% | -1,49% | 1 906,00 | 1 459,00 | 0 | 11,8 | 4,0 | 3,6% |
| Colorado | 45,0 | 1,12% | -1,10% | 46,0 | 40,0 | 12 | 20,5 | 2,3 | 4,4% |
| Cosumar | 192,20 | 0,00% | 1,16% | 194,20 | 163,40 | 0 | 22,0 | 3,2 | 3,6% |
| Crédit du Maroc | 686,0 | 1,63% | 14,33% | 686,0 | 502,0 | 9 | 18,5 | 1,2 | 3,9% |
| CTM | 610,00 | 1,67% | -9,79% | 676,20 | 586,60 | 1 | 21,1 | 2,5 | 4,1% |
| Dari Couspate | 3 649,0 | 0,00% | -7,74% | 3 955,0 | 3 638,0 | 0 | N.S | 3,2 | 2,3% |
| Delattre Levivier | 40,00 | 0,00% | -6,76% | 42,90 | 40,00 | 0 | N.S | N.S | 0,0% |
| Delta Holding | 26,0 | 0,04% | 8,38% | 26,0 | 20,3 | 1 | 13,7 | 1,0 | 5,4% |
| Diac Salaf | 26,25 | 0,00% | 0,00% | 26,25 | 26,25 | 0 | N.S | N.S | 0,0% |
| Disty Technologies | 200,0 | 0,00% | -4,76% | 209,9 | 176,1 | 393 | N.S | 1,8 | 5,0% |
| Disway | 719,00 | 0,00% | 7,31% | 750,00 | 620,00 | 4 | 16,0 | 2,0 | 4,9% |
| Ennaki | 35,4 | 0,08% | 12,75% | 35,4 | 29,0 | 121 | 7,4 | 1,6 | 5,2% |
| Eqdom | 997,00 | 0,00% | 17,29% | 1 009,00 | 800,00 | 0 | 18,9 | 1,1 | 5,5% |
| Fenie Brossette | 113,5 | 0,00% | -9,17% | 129,0 | 111,6 | 0 | 8,0 | 1,3 | 0,0% |
| HPS | 5 900,00 | -0,17% | -9,23% | 6 500,00 | 5 745,00 | 502 | 35,5 | 6,5 | 1,0% |
| IAM | 84,0 | 0,60% | -11,58% | 101,4 | 75,6 | 134 280 | 12,7 | 4,5 | 2,6% |
| IB Maroc | 20,00 | 0,00% | -35,42% | 32,19 | 18,20 | 0 | N.S | N.S | 0,0% |
| Immoyente | 97,0 | 1,03% | 0,72% | 99,4 | 94,6 | 275 | N.S | 1,2 | 5,7% |
| Involys | 97,00 | 3,19% | -6,69% | 103,95 | 91,00 | 20 | N.S | 0,4 | 0,0% |
| Jet Contractors | 198,0 | 0,05% | -3,88% | 207,0 | 186,6 | 12 | 24,2 | 0,6 | 0,0% |
| Label Vie | 4 399,00 | 0,00% | -5,40% | 4 650,00 | 4 010,00 | 0 | 17,0 | 4,4 | 2,0% |
| LafargeHolcim Maroc | 1 568,0 | 0,51% | 16,15% | 1 585,0 | 1 187,0 | 17 | 26,4 | 3,3 | 4,2% |
| Lesieur | 250,00 | 0,00% | 8,70% | 258,85 | 220,00 | 0 | 33,5 | 3,6 | 1,8% |
| M2M Group | 778,0 | 0,00% | -1,39% | 780,0 | 698,3 | 0 | 15,0 | 2,6 | 0,0% |
| Maghreb Oxygène | 249,65 | -3,98% | 2,00% | 280,00 | 208,45 | 1 | 13,3 | 0,7 | 1,6% |
| Maghrébaïl | 880,0 | 0,00% | -2,11% | 899,0 | 855,0 | 0 | 10,2 | 1,2 | 5,7% |
| Managem | 2 250,00 | 0,00% | -11,07% | 2 770,00 | 2 200,00 | 46 | 13,9 | 3,1 | 1,3% |
| Maroc Leasing | 340,0 | 0,00% | -3,68% | 370,0 | 337,0 | 0 | 13,7 | 0,9 | NC |
| Marsa Maroc | 238,00 | -0,46% | 10,19% | 239,95 | 181,00 | 1 029 | 21,4 | 7,8 | 3,4% |
| Med Paper | 23,7 | -1,42% | -13,21% | 28,5 | 22,6 | 485 | 15,2 | N.S | 0,0% |
| Microdata | 505,80 | -0,04% | -6,64% | 552,50 | 492,00 | 24 | 19,9 | 5,1 | 4,9% |
| Mutandis | 231,0 | -0,43% | 5,96% | 232,0 | 190,0 | 92 | 21,5 | 2,1 | 3,7% |
| Oulmès | 1 322,00 | 0,00% | -14,93% | 1 554,00 | 1 322,00 | 0 | 43,0 | 3,9 | 1,2% |
| Promopharm | 1 040,0 | 0,00% | -2,62% | 1 068,0 | 1 026,0 | 0 | 13,8 | 2,3 | 3,8% |
| Rebab | 97,45 | -3,99% | -14,14% | 113,50 | 97,45 | 1 | N.S | 2,0 | 0,0% |
| RDS | 13,0 | -0,61% | -27,78% | 16,9 | 10,0 | 2 371 | N.S | 0,1 | 0,0% |
| Risma | 152,60 | 1,73% | 33,86% | 153,90 | 107,05 | 1 015 | 14,4 | 1,8 | 0,0% |
| S2M | 176,7 | 0,00% | -12,93% | 203,0 | 165,7 | 0 | 7,1 | 2,8 | 0,0% |
| SANLAM Maroc | 987,00 | -0,10% | -0,30% | 1 040,00 | 841,00 | 106 | N.S | 0,8 | 3,5% |
| Salafin | 580,0 | 3,81% | 1,75% | 650,0 | 490,0 | 436 | 21,1 | 2,1 | 4,7% |
| Samir | 127,80 | 0,00% | 0,00% | 127,80 | 127,80 | 0 | N.S | N.S | 0,0% |
| SBM | 2 680,00 | 0,00% | 11,76% | 2 720,00 | 2 045,00 | 0 | 19,0 | 4,4 | 5,4% |
| SMI | 1 285,00 | 0,00% | -15,46% | 1 519,00 | 1 272,00 | 0 | N.S | 1,8 | 0,0% |
| SNEP | 520,0 | -2,60% | -16,13% | 627,7 | 470,0 | 2 634 | 14,4 | 1,4 | 3,1% |
| Sonasid | 575,00 | -0,86% | 10,58% | 610,00 | 468,10 | 2 304 | 26,1 | 1,2 | 5,2% |
| Sothema | 1 200,0 | 0,00% | -9,09% | 1 450,0 | 1 181,0 | 0 | 32,4 | 6,3 | 2,1% |
| SRM | 147,00 | 3,52% | -2,00% | 155,65 | 124,00 | 3 | 17,5 | 0,3 | 0,0% |
| Stokvis | 10,9 | -4,65% | -30,87% | 15,8 | 10,7 | 4 096 | N.S | N.S | 0,0% |
| Stroc Industrie | 33,85 | 0,00% | -14,78% | 41,33 | 30,60 | 0 | N.S | N.S | 0,0% |
| TAQA Morocco | 970,0 | 0,00% | -11,66% | 1 079,0 | 882,0 | 0 | 17,6 | 3,7 | 3,6% |
| TGCC | 137,20 | -0,51% | 9,76% | 139,80 | 110,00 | 966 | 17,7 | 3,3 | 4,4% |
| Timar | 204,4 | 0,00% | 13,56% | 204,4 | 175,0 | 0 | 4,9 | 0,4 | 0,0% |
| Total Maroc | 1 270,00 | 0,00% | -2,16% | 1 310,00 | 1 100,00 | 0 | 23,3 | 3,8 | 4,4% |
| UNIMER | 156,0 | 0,00% | -5,02% | 159,0 | 140,6 | 0 | 38,8 | 1,5 | 0,6% |
| Wafa Assurance | 3 780,00 | 0,00% | 0,53% | 3 850,00 | 3 001,00 | 0 | 17,0 | 1,4 | 3,4% |
| Zellidja | 86,0 | 0,00% | 18,14% | 88,0 | 75,6 | 0 | 6,3 | 0,9 | 0,0% |
| MASI | 10 760,8 | -0,04% | 0,38% | 10 907,5 | 9 718,0 | - | 17,7 | 3,1 | 3,3% |

Multiples reflect 2022 realized results reported to the current stock market capitalization



Attijari
Global Research



CASABLANCA CLOSING

EQUITY

FY 2022 FINANCIAL FIGURES

| | Turnover | | | EBIT | | | Net Income (Group Share) | | | |
|-------------------------------|----------|--------|--------|--------|--------|--------|--------------------------|-------|-------|-------------|
| | MAD Mn | 2022 | 2021 | Change | 2022 | 2021 | Change | 2022 | 2021 | Change |
| Maroc Telecom | | 35 731 | 35 790 | -0,2% | 11 468 | 11 586 | -1,0% | 5 820 | 6 014 | -3,2% |
| Food-processing | | | | | | | | | | |
| Cosumar | | 10 433 | 9 113 | 14,5% | 1 294 | 1 408 | -8,1% | 826 | 763 | 8,2% |
| SBM | | 2 910 | 2 697 | 7,9% | 647 | 542 | 19,3% | 399 | 335 | 19,1% |
| Lesieur Cristal | | 6 897 | 4 863 | 41,8% | 463 | 309 | 49,8% | 206 | 140 | 47,1% |
| Mutandis | | 2 329 | 1 685 | 38,2% | 175 | 133 | 31,7% | 100 | 60 | 66,0% |
| Dari Couspate | | 782 | 698 | 12,0% | 12 | 67 | -82,1% | 20 | 42 | -52,8% |
| Oulmès | | 2 196 | 1 734 | 26,6% | 117 | 121 | -3,8% | 61 | 41 | 49,1% |
| Unimer | | 1 368 | 1 026 | 33,3% | 74 | -7 | MAD +80 Mn | 46 | -94 | MAD +140 Mn |
| Banks | | | | | | | | | | |
| Attijariwafa bank | | 26 313 | 24 380 | 7,9% | 11 399 | 9 484 | 20,2% | 6 065 | 5 144 | 17,9% |
| BOA | | 15 624 | 14 607 | 7,0% | 4 697 | 3 726 | 26,1% | 2 305 | 2 007 | 14,8% |
| BCP | | 20 609 | 20 087 | 2,6% | 5 582 | 4 526 | 23,3% | 2 750 | 1 765 | 55,8% |
| Crédit du Maroc | | 2 569 | 2 460 | 4,4% | 759 | 1 061 | -28,5% | 404 | 627 | -35,6% |
| CIH Bank | | 3 518 | 3 107 | 13,2% | 1 067 | 932 | 14,4% | 669 | 603 | 11,0% |
| BMCI | | 3 054 | 3 044 | 0,3% | 420 | 338 | 24,2% | 229 | 194 | 17,8% |
| Insurance | | | | | | | | | | |
| SANLAM Maroc | | 5 955 | 5 621 | 5,9% | -205 | 994 | MAD -1199 Mn | -70 | 607 | MAD -677 Mn |
| Wafa Assurance | | 11 639 | 9 785 | 18,9% | 1 092 | 485 | 125,3% | 776 | 424 | 83,0% |
| AtlantaSanad | | 5 465 | 5 478 | -0,2% | 731 | 659 | 10,9% | 414 | 417 | -0,7% |
| AFMA | | 244 | 222 | 9,8% | 100 | 93 | 6,8% | 59 | 58 | 2,5% |
| AGMA | | 152 | 141 | 7,5% | 83 | 79 | 5,0% | 57 | 52 | 9,4% |
| Building materials | | | | | | | | | | |
| TGCC | | 5 178 | 3 626 | 42,8% | 399 | 364 | 9,6% | 245 | 236 | 3,9% |
| Delta Holding | | 2 792 | 2 538 | 10,0% | 312 | 261 | 19,6% | 166 | 172 | -3,4% |
| SNEP | | 1 107 | 1 083 | 2,3% | 173 | 213 | -18,7% | 87 | 126 | -31,1% |
| Sonasid | | 4 888 | 4 494 | 8,8% | 163 | 167 | -2,4% | 86 | 108 | -20,3% |
| Colorado | | 610 | 574 | 6,2% | 60 | 55 | 8,4% | 35 | 33 | 6,6% |
| Aluminium du Maroc | | 1 419 | 1 172 | 21,0% | 123 | 128 | -3,8% | 5 | 18 | -75,3% |
| Jet Contractors | | 1 800 | 1 680 | 7,1% | 129 | 106 | 21,6% | 25 | 11 | 129,7% |
| CM | | | | | | | | | | |
| LafargeHolcim Maroc | | 7 985 | 8 195 | -2,6% | 2 696 | 3 496 | -22,9% | 1 392 | 2 010 | -30,8% |
| Ciments du Maroc | | 4 068 | 4 146 | -1,9% | 1 327 | 1 620 | -18,1% | 905 | 1 197 | -24,4% |
| R. Estate | | | | | | | | | | |
| Alliances | | 1 604 | 1 414 | 13,4% | 321 | 260 | 23,6% | 178 | 119 | 49,5% |
| RDS | | 543 | 776 | -30,0% | -26 | 49 | MAD -75 Mn | -61 | -17 | MAD -44 Mn |
| Addoha | | 1 378 | 1 197 | 15,1% | 127 | -144 | MAD +270 Mn | 38 | -88 | MAD +126 Mn |
| Energy | | | | | | | | | | |
| Taqi Morocco | | 13 604 | 7 812 | 74,1% | 2 913 | 2 431 | 19,8% | 1 303 | 1 005 | 29,6% |
| TotalEnergies Marketing Maroc | | 19 719 | 12 870 | 53,2% | 730 | 1 311 | -44,3% | 488 | 935 | -47,8% |
| Afriquia Gaz | | 9 510 | 7 132 | 33,3% | 882 | 681 | 29,4% | 517 | 504 | 2,6% |
| Disti | | | | | | | | | | |
| Label Vie | | 13 947 | 11 758 | 18,6% | 752 | 631 | 19,2% | 748 | 407 | 83,8% |
| Auto | | | | | | | | | | |
| Auto Hall | | 4 831 | 5 084 | -5,0% | 259 | 460 | -43,7% | 100 | 264 | -62,1% |
| Auto Nejma | | 2 101 | 2 319 | -9,4% | 287 | 225 | 27,5% | 187 | 146 | 28,5% |
| Pol. Auto | | | | | | | | | | |
| Marsa Maroc | | 3 949 | 3 592 | 9,9% | 1 363 | 1 129 | 20,7% | 817 | 666 | 22,6% |
| Managem | | 9 645 | 7 423 | 29,9% | 1 993 | 1 317 | 51,3% | 1 615 | 862 | 87,4% |
| Mining | | | | | | | | | | |
| CMT | | 592 | 462 | 28,1% | 296 | 190 | 55,7% | 236 | 152 | 54,7% |
| SMI | | 798 | 689 | 15,8% | 33 | -68 | MAD +101 Mn | 35 | -67 | MAD +102 Mn |
| IT | | | | | | | | | | |
| Disway | | 1 950 | 1 824 | 6,9% | 122 | 169 | -27,5% | 85 | 108 | -21,3% |
| Disty Technologies | | 497 | 456 | 8,9% | 26 | 32 | -18,0% | 4 | 18 | -77,4% |
| HPS | | 981 | 797 | 23,1% | 163 | 144 | 13,2% | 117 | 99 | 18,4% |
| Microdata | | 695 | 564 | 23,3% | 104 | 77 | 35,7% | 43 | 46 | -6,5% |
| S2M | | 280 | 263 | 6,2% | 22 | 59 | -62,0% | 20 | 3 | MAD +18 Mn |
| Involys | | 40 | 36 | 9,9% | 5 | 3 | 54,2% | -0,1 | 0,005 | MAD 0 Mn |
| Leasing | | | | | | | | | | |
| M2M Group | | 62 | 54 | 14,8% | -45 | -29 | MAD -17 Mn | 34 | -20 | MAD +53 Mn |
| Maghrebaïl | | 441 | 363 | 21,4% | 211 | 173 | 21,8% | 119 | 99 | 20,1% |
| Maroc Leasing | | 334 | 371 | -9,9% | 154 | 149 | 2,9% | 69 | 91 | -24,1% |
| Salafin | | 399 | 389 | 2,6% | 147 | 137 | 7,3% | 86 | 85 | 1,2% |
| Eqdom | | 590 | 581 | 1,6% | 174 | 111 | 57,4% | 88 | 33 | 165,3% |
| Others | | | | | | | | | | |
| Aradeï Capital | | 486 | 421 | 15,4% | 438 | 488 | -10,2% | 227 | 344 | -34,0% |
| Akdital | | 1 035 | 770 | 34,4% | 177 | 120 | 47,7% | 88 | 48 | 82,3% |
| Sothema | | 2 302 | 2 056 | 12,0% | 442 | 421 | 5,0% | 267 | 279 | -4,4% |
| Ennaki Automobiles | | 1 931 | 1 827 | 5,7% | 216 | 147 | 46,2% | 144 | 109 | 32,4% |
| Promopharm | | 705 | 630 | 11,8% | 134 | 105 | 27,8% | 75 | 69 | 9,1% |
| CTM | | 605 | 530 | 14,2% | 6 | 25 | -77,2% | 35 | 35 | 0,7% |
| Maghreb Oxygène | | 291 | 274 | 6,2% | 17 | 23 | -26,2% | 15 | 18 | -15,1% |
| Timar | | 665 | 543 | 22,4% | 30 | 28 | 6,0% | 12 | 12 | 1,5% |
| Balima | | 49 | 47 | 3,9% | 9 | 12 | -20,5% | 18 | 10 | 87,0% |
| Med Paper | | 135 | 79 | 70,6% | 14 | -3 | MAD +16 Mn | 7 | 9 | -21,7% |
| Afric Industries | | 40 | 47 | -14,9% | 9 | 13 | -30,6% | 6 | 5 | 17,4% |
| Immorente Invest | | 67 | 70 | -4,3% | 19 | 23 | -17,8% | 8 | 4 | 121,0% |
| Fenie Brossette | | 569 | 532 | 7,0% | 19 | 6 | MAD +13 Mn | 21 | 4 | MAD +17 Mn |
| SRM | | 360 | 287 | 25,4% | 6 | 5 | 28,7% | 3 | -1 | MAD +4 Mn |
| Zellidja | | 569 | 536 | 6,2% | 15 | -22 | MAD +37 Mn | 8 | -2 | MAD +10 Mn |
| Rebab Company | | 0,03 | 0,05 | -33,3% | -0,37 | -0,37 | MAD +0 Mn | -0,22 | -4,12 | MAD +4 Mn |
| Stroc Industrie | | 77 | 58 | 34,3% | 1 | -5 | MAD +6 Mn | -15 | -11 | MAD -4 Mn |
| IB Maroc.com | | NC | NC | - | NC | NC | - | NC | NC | - |
| Stokvis Nord Afrique | | 222 | 348 | -36,2% | -46 | 6 | MAD -51 Mn | -184 | -29 | MAD -154 Mn |
| Risma | | 1 037 | 525 | 97,5% | 204 | -84 | MAD +288 Mn | 152 | -172 | MAD +324 Mn |
| DLM | | NC | NC | - | NC | NC | - | NC | NC | - |





CASABLANCA CLOSING

EQUITY

2022 DIVIDENDS

| Stock | DPS 2022 | DPS 2021 | Change | GM Date | Ex-Dividend Date | Date of payment |
|-------------------------------|--------------------------|--------------------------|--------|------------|------------------|-----------------|
| Addoha | - | - | - | | | |
| AFMA | 55 | 54 | 1,9% | 15/06/2023 | | |
| Afric Industries | 20 | 22 | -9,1% | 20/06/2023 | | 21/07/2023 |
| Afriquia Gaz | 140 | 140 | 0,0% | 08/05/2023 | 22/05/2023 | 31/05/2023 |
| Agma | 255 | 250 | 2,0% | 24/05/2023 | | 27/07/2023 |
| Akdital | 3,25 | 2,00 | 62,5% | 08/06/2023 | | 20/07/2023 |
| Alliances | - | - | - | 26/06/2023 | | |
| Aluminium du Maroc | 70 | 110 | -36,4% | 22/06/2023 | 14/07/2023 | 25/07/2023 |
| Aradei Capital | 5,42 | 1,05 | 5,4% | 09/05/2023 | | 12/06/2023 |
| | 13,78 [Extraordinay DPS] | 17,17 [Extraordinay DPS] | | | | |
| AtlantaSanad | 5,5 | 5,2 | 5,8% | 25/05/2023 | | 15/06/2023 |
| Attijariwafa bank | 15,5 | 15,0 | 3,3% | 24/05/2023 | | 04/07/2023 |
| Auto Hall | 3,5 | 3,5 | 0,0% | 31/05/2023 | | 03/07/2023 |
| Auto Nejma | 110 | 86 | 45,3% | 07/04/2023 | 18/04/2023 | 28/04/2023 |
| | 15 [Extraordinay DPS] | | | | | |
| Balima | 5,5 | 5 | 10,0% | 20/06/2023 | | 27/06/2023 |
| BCP | NC | 8,5 | - | | | |
| BOA | 4 | 4 | 0,0% | 20/06/2023 | | 17/07/2023 |
| BMCI | NC | 10 | - | | | |
| Crédit du Maroc | 27 | 26 | 4,2% | 20/06/2023 | | 27/07/2023 |
| CIH Bank | 14 | 14 | 0,0% | 15/06/2023 | | 01/07/2023 |
| Cimar | 60 | 95 | -36,8% | 30/05/2023 | | 17/07/2023 |
| CMT | 60 | 88 | -31,8% | 15/06/2023 | | 01/09/2023 |
| Colorado | 2,0 | 2,03 | -1,5% | 22/05/2023 | | 20/06/2023 |
| Cosumar | 7 | 6 | 16,7% | 08/06/2023 | | 17/07/2023 |
| CTM | 25 | 22 | 13,6% | | | |
| Dari Couspate | 85 | 95 | -10,5% | 23/06/2023 | | 28/07/2023 |
| Delta Holding | 1,4 | 1,3 | 7,7% | 16/05/2023 | | |
| Disty Technologies | 10 | 15 | -33,3% | 15/06/2023 | | |
| Disway | 35 | 40 | -53,3% | 30/05/2023 | | 05/07/2023 |
| | | 30 [Extraordinay DPS] | | | | |
| Delattre Levivier Maroc | - | - | - | | | |
| Ennaki Automobiles | 2,14 | 1,85 | 15,7% | 25/04/2023 | | |
| Eqdom | 55 | 40 | 37,5% | | | 30/06/2023 |
| Fenie Brossette | - | - | - | | | |
| HPS | 60 | 55 | 9,1% | 22/06/2023 | | 14/07/2023 |
| IB Maroc | - | - | - | | | |
| Immorente | 1,0 | 5,5 | 0,0% | 07/04/2023 | 18/04/2023 | 28/04/2023 |
| | 4,5 | | | | | |
| Involys | 0 | 5 | - | 15/06/2023 | | |
| Jet Contractors | - | - | - | 19/03/2023 | | |
| Label Vie | 86,38 | 70,40 | -38,1% | 15/06/2023 | 12/07/2023 | |
| | | 69,1 [Extraordinay DPS] | | | | |
| LafargeHolcim Maroc | 66 | 66 | 0,0% | | | |
| Lesieur | 4,5 | 3,5 | 28,6% | 10/05/2023 | | 05/07/2023 |
| M2M Group | - | - | - | | | |
| Maghreb Oxygène | 4 | 4 | 0,0% | 18/04/2023 | 02/05/2023 | 11/05/2023 |
| Maghrébaïl | 50 | 50 | 0,0% | 09/05/2023 | | 13/07/2023 |
| Managem | 30 | 20 | 50,0% | 31/05/2023 | | 03/07/2023 |
| Maroc Leasing | NC | 14 | - | | | |
| IAM | 2,19 | 4,78 | -54,2% | 31/03/2023 | | 01/06/2023 |
| Marsa Maroc | 8,0 | 7,2 | 11,1% | 20/06/2023 | | 26/07/2023 |
| Med Paper | - | - | - | | | |
| Microdata | 25 | 27 | -7,4% | 21/06/2023 | 12/07/2023 | 24/07/2023 |
| Mutandis | 8,5 | 8,5 | 0,0% | 03/04/2023 | | |
| TGCC | 6,0 | 5,5 | 9,1% | 20/06/2023 | | |
| Outmès | 16,5 | 12 | 37,5% | 18/05/2023 | | 05/06/2023 |
| Promopharm | 40 | 40 | 0,0% | 21/06/2023 | | 20/09/2023 |
| RDS | - | - | - | | | |
| Rebab Company | - | - | - | | | |
| Risma | - | - | - | 13/06/2023 | | |
| S2M | - | - | - | 22/06/2023 | | |
| SANLAM Maroc | 36 | 35 | 2,9% | 10/05/2023 | | 01/06/2023 |
| Salafin | 13,50 | 26,55 | -48,1% | 09/05/2023 | 22/05/2023 | 31/05/2023 |
| | 13,50 [Extraordinay DPS] | 25,45 [Extraordinay DPS] | | | | |
| SBM | 145,5 | 113 | 28,8% | 09/05/2023 | | 15/06/2023 |
| SMI | - | - | - | 31/05/2023 | | |
| SNEP | 16 | 20 | -20,0% | | | |
| Sonasis | 30 | 38 | -21,1% | 22/06/2023 | | 31/07/2023 |
| Sothema | 25 | 25 | 0,0% | 25/05/2023 | | |
| SRM | - | - | - | 20/06/2023 | | |
| Stokvis | - | - | - | 15/06/2023 | | |
| Stroc Industrie | - | - | - | 19/05/2023 | | |
| Taqa Morocco | 35 | 35 | 0,0% | 23/05/2023 | | 22/09/2023 |
| Timar | 0 | 8 | - | 22/06/2023 | | |
| TotalEnergies Marketing Maroc | 56 | 56 | - | 01/06/2023 | | 27/06/2023 |
| Unimer | 1 | - | - | 22/06/2023 | | 01/09/2023 |
| Wafa Assurance | 130 | 120 | 8,3% | 10/05/2023 | 08/06/2023 | 19/06/2023 |
| Zellidja | - | - | - | | | |

Attijari Global Research

Mahat Zerhouni
+212 529 03 68 16
m.zerhouni@attijari.ma

Attijari Intermédiation

Anis Hares
+212 529 03 68 34
Alae Yahya
+212 529 03 68 15
Sofia Mohcine
+212 522 49 59 52



Attijari
Global Research