



CASABLANCA CLOSING

EQUITY

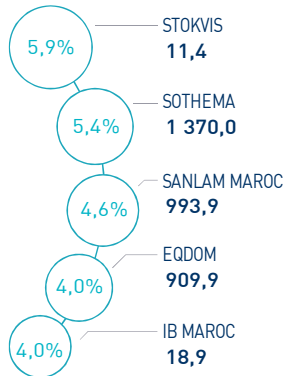
4 APRIL 2023

MARKET INSIGHT

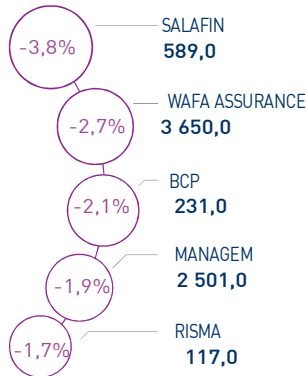
 MASI 10 472 pts	 MSI20 839 pts	 CAPI 546 MAD Bn	 VOLUME 42 MAD Mn
↑ Daily 0,01%	↓ Daily -0,02%	↑ High 570	MC 42
↓ YTD -2,32%	↓ YTD -2,11%	↓ Low 510	MB -

THE DAY IN REVIEW

TOP PERFORMERS



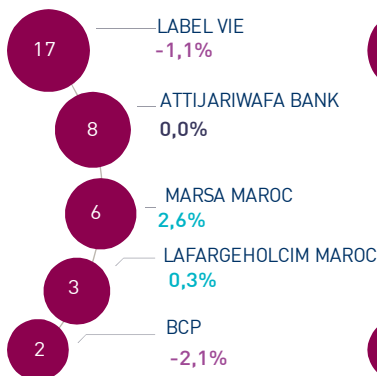
BOTTOM PERFORMERS



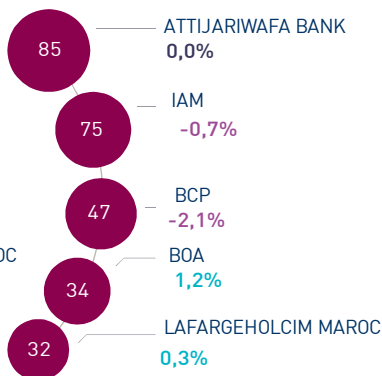
At the end of this trading session, the MASI index remained stable at 10,472 points. In this context, the annual under performance stood at 2.32%.

Stokvis topped the highest increases recording a gain of 5.9%. In the opposite, Salafin dropped by -3.8%, i.e. the strongest decline of this trading session.

MOST ACTIVE (MAD Mn)



LARGEST CAP (MAD Bn)



Volume traded on the central market reached MAD 42 Mn.

This was mainly driven by Label Vie which monopolized almost 40% of the total flow.

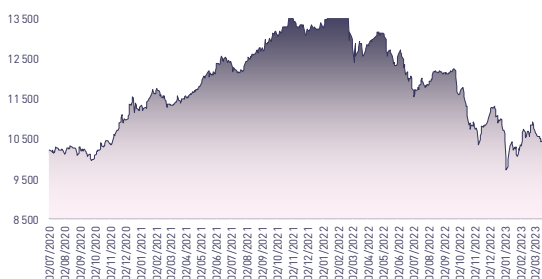
Attijari Global Research

Mahat Zerhouni
+212 529 03 68 16
m.zerhouni@attijari.ma

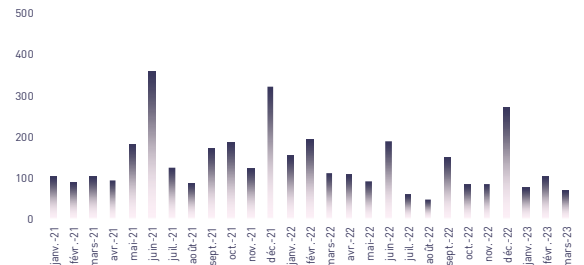
Attijari Intermédiation

Anis Hares
+212 529 03 68 34
Alae Yahya
+212 529 03 68 15
Sofia Mohcine
+212 529 03 68 21

MASI INDEX EVOLUTION (pts)



ADV- MONTHLY BASIS VOLUME (MAD Mn)



KEY ECONOMIC RELEASES/EVENTS OVER THE WEEK

| Apr. 4th | 2023

According to AMMC, Financière Clasquin Euromed company has filed a mandatory takeover bid on Timar shares.

| Apr. 4th | 2023

The IMF approved a two-year arrangement in favor of Morocco under the Flexible Credit Line (FCL) for an amount equivalent to SDR 3.7262 billion (i.e. \$ 5 Bn)

| Apr. 4th | 2023

The results of Bank Al-Maghrib's monthly business survey show a rise in production and sales during the month of February 2023, compared to the previous month.

| Apr. 3rd | 2023

In 2022, CMT's NIGS up 55% at MAD 236 Mn.



Attijari
Global Research



CASABLANCA CLOSING

EQUITY

DAILY STOCK ON APRIL 4th, 2023

04/04/2023	Close	Day	YTD	Max 2023	Min 2023	Quantity	P/E 22E	P/B 22E	D/Y 22E
Addoha	5,83	0,69%	-7,17%	6,60	5,50	36 987	N.S	0,3	0,0%
AFMA	1 295,0	1,57%	-0,38%	1 315,0	1 224,0	1	21,8	28,3	4,2%
Afric Industries	360,00	0,00%	6,19%	370,00	326,00	0	17,0	2,3	5,6%
Afrikaia Gaz	4 000,0	0,00%	-13,98%	4 699,0	3 900,0	12	26,6	4,6	3,5%
Agma	5 714,00	0,00%	-5,86%	6 100,00	5 714,00	0	20,1	8,7	4,6%
Akdital	290,0	0,00%	5,07%	303,1	270,5	2 361	41,9	6,7	1,1%
Alliances	61,40	1,66%	18,08%	62,12	42,98	23 888	7,8	0,4	0,0%
Aluminium du Maroc	1 315,0	0,00%	-7,26%	1 400,0	1 211,0	0	N.S	2,3	5,3%
Aradei Capital	417,00	0,00%	2,96%	433,00	385,00	0	20,6	1,1	4,6%
AtlantaSanad	121,4	-1,26%	-2,88%	135,0	113,5	8 074	17,7	3,3	4,5%
Attijariwafa bank	400,00	0,00%	2,04%	422,00	355,05	19 590	14,2	1,6	3,9%
Auto Hall	71,5	3,61%	9,98%	75,1	63,0	2	36,0	2,1	4,9%
Auto Nejma	1 817,00	0,00%	0,00%	1 817,00	1 817,00	0	9,9	1,7	6,9%
Balima	160,0	0,00%	-3,03%	165,0	158,5	0	15,1	2,2	3,1%
BCP	231,00	-2,10%	0,00%	242,00	194,60	6 534	17,1	1,2	3,7%
BoA	165,0	1,23%	-4,07%	172,0	159,0	1 012	14,9	1,4	2,4%
BMCI	460,20	0,00%	29,85%	510,00	305,00	0	26,7	0,8	3,0%
Cartier Saada	25,7	-1,15%	-3,02%	27,7	23,8	41	N.S	1,0	0,0%
CIH	305,10	0,00%	0,36%	324,90	282,00	0	13,9	1,7	4,6%
Cimar	1 199,0	1,61%	-6,33%	1 365,0	1 171,0	20	18,9	5,2	5,0%
CMT	1 829,00	0,00%	8,87%	1 900,00	1 459,00	0	13,1	4,4	5,5%
Colorado	41,5	-1,03%	-8,79%	46,0	40,0	73	18,9	2,1	4,8%
Cosumar	177,95	0,00%	-6,34%	190,05	163,40	0	20,4	3,0	3,9%
Crédit du Maroc	635,0	0,00%	5,83%	679,0	502,0	0	17,1	1,1	4,3%
CTM	630,00	0,00%	-6,83%	676,20	600,10	0	21,8	2,6	4,0%
Dari Couspate	3 638,0	0,00%	-8,02%	3 955,0	3 638,0	0	N.S	3,2	2,6%
Delattre Levivier	40,00	0,00%	-6,76%	42,90	40,00	0	N.S	N.S	0,0%
Delta Holding	25,6	-1,46%	6,67%	26,0	20,3	605	13,5	1,0	5,5%
Diac Salaf	26,25	0,00%	0,00%	26,25	26,25	0	N.S	N.S	0,0%
Disty Technologies	183,3	-0,38%	-12,71%	209,9	176,1	367	44,3	1,7	5,5%
Disway	748,00	0,00%	11,64%	750,00	620,00	0	16,7	2,1	4,7%
Ennakk	33,7	2,43%	7,49%	34,4	29,0	30	7,0	1,5	5,5%
Eqdom	909,90	3,99%	7,05%	1 009,00	800,00	1	17,1	1,0	6,0%
Fenie Brossette	118,0	0,00%	-5,52%	129,0	112,1	0	8,3	1,3	0,0%
HPS	6 500,00	0,05%	0,00%	6 500,00	5 745,00	22	39,1	7,2	0,9%
IAM	84,9	-0,65%	-10,59%	101,4	80,0	7 985	12,8	4,5	2,6%
IB Maroc	18,92	3,96%	-38,91%	32,19	18,20	1	N.S	N.S	0,0%
Immorrente	98,0	0,00%	1,77%	99,4	94,6	110	N.S	1,2	5,6%
Involy	97,80	3,38%	-5,92%	103,95	91,00	3	N.S	0,4	0,0%
Jet Contractors	200,0	0,00%	-2,91%	207,0	186,6	760	22,4	0,6	0,0%
Label Vie	4 300,00	-1,15%	-7,53%	4 650,00	4 010,00	4 034	16,6	4,3	2,0%
LafargeHolcim Maroc	1 386,0	0,29%	2,67%	1 425,0	1 187,0	1 994	23,3	2,9	4,8%
Lesieur	248,25	0,00%	7,93%	255,00	220,00	0	33,3	3,6	1,8%
M2M Group	778,0	0,00%	-1,39%	780,0	698,3	0	N.S	4,3	0,0%
Maghreb Oxygène	272,00	0,00%	11,13%	280,00	208,45	0	14,5	0,8	1,5%
Maghrébaïl	860,0	0,00%	-4,34%	899,0	859,0	0	10,0	1,2	5,8%
Managem	2 501,00	-1,88%	-1,15%	2 770,00	2 295,00	130	15,5	3,5	1,2%
Maroc Leasing	360,0	0,00%	1,98%	370,0	338,0	0	14,5	1,0	3,9%
Marsa Maroc	219,50	2,57%	1,62%	222,00	181,00	27 104	19,7	7,2	3,6%
Med Paper	23,7	-0,42%	-13,03%	28,5	23,7	1 435	15,3	N.S	0,0%
Microdata	510,00	0,00%	-5,87%	552,50	500,00	0	20,1	5,1	4,9%
Mutandis	213,9	0,90%	-1,88%	217,0	190,0	440	19,9	2,0	4,0%
Oulmès	1 322,00	0,00%	-14,93%	1 554,00	1 322,00	0	43,0	3,9	1,2%
Promopharm	1 040,0	0,00%	-2,62%	1 068,0	1 026,0	0	13,8	2,3	3,8%
Rebab	113,50	0,00%	0,00%	113,50	113,50	0	N.S	2,4	0,0%
RDS	10,3	2,70%	-42,94%	16,9	10,0	1 957	N.S	0,1	0,0%
Risma	117,00	-1,68%	2,63%	123,00	107,05	7	11,0	1,4	0,0%
S2M	194,0	0,00%	-4,41%	203,0	181,0	0	16,2	3,9	0,0%
SANLAM Maroc	993,90	4,62%	0,39%	1 040,00	841,00	51	N.S	0,8	3,5%
Salafin	589,0	-3,84%	3,33%	650,0	490,0	1 000	21,5	2,1	4,6%
Samir	127,80	0,00%	0,00%	127,80	127,80	0	N.S	N.S	0,0%
SBM	2 330,0	2,64%	-2,84%	2 398,0	2 045,0	100	N.S	3,8	4,8%
SMI	1 369,00	0,00%	-9,93%	1 519,00	1 322,00	0	N.S	1,9	0,0%
SNEP	479,9	1,03%	-22,60%	627,7	475,0	20	13,2	1,3	3,3%
Sonasis	577,00	2,12%	10,96%	610,00	468,10	51	26,2	1,2	5,2%
Sothema	1 370,0	5,38%	3,79%	1 450,0	1 220,0	1	37,0	7,1	1,8%
SRM	125,00	0,00%	-16,67%	155,65	124,00	50	14,9	0,2	0,0%
Stokvis	11,4	5,87%	-27,63%	15,8	10,7	20	N.S	N.S	0,0%
Stroc Industrie	34,65	0,00%	-12,76%	41,33	32,80	0	N.S	N.S	0,0%
TAQA Morocco	960,0	0,00%	-12,57%	1 079,0	882,0	0	17,4	3,6	3,6%
TGCC	123,00	0,82%	-1,60%	127,80	110,00	5	15,9	3,0	4,9%
Timar	204,4	0,00%	13,56%	204,4	175,0	0	4,9	0,4	3,9%
Total Maroc	1 300,00	0,00%	0,15%	1 300,00	1 100,00	0	23,9	3,9	4,3%
UNIMER	156,9	0,00%	-4,47%	159,0	140,6	0	38,9	1,5	0,6%
Wafa Assurance	3 650,00	-2,67%	-2,93%	3 800,00	3 001,00	75	16,5	1,3	3,6%
Zellidja	85,0	0,00%	16,84%	85,0	75,6	0	6,3	0,9	0,0%
MASI	10 472,0	0,01%	-2,32%	10 907,5	9 718,0	-	17,4	3,0	3,5%

Multiples reflect 2022E forecast reported to the current stock market capitalization



Attijari
Global Research



CASABLANCA CLOSING

EQUITY

H1 2022 FINANCIAL FIGURES

MAD Mn	Turnover			EBIT			Net Income (Group Share)		
	H1 2022	H1 2021	Change	H1 2022	H1 2021	Change	H1 2022	H1 2021	Change
Maroc Telecom	17 568	17 780	-1,2%	5 740	5 571	3,0%	2 869	2 832	1,3%
Cosumar	5 076	4 382	15,8%	641	702	-8,7%	401	477	-16,0%
SBM	1 106	1 007	9,8%	179	172	4,0%	110	108	1,6%
Lesieur Cristal	3 598	2 366	52,1%	401	115	MAD +286 Mn	223	44	MAD +179 Mn
Mutandis	1 020	689	48,1%	70	55	27,3%	37	28	32,4%
Dari Couspate	371	345	7,5%	20	51	-61,0%	20	33	-39,6%
Outmès	984	743	32,4%	56	14	MAD +42 Mn	27	-25	MAD +52 Mn
Unimer	574	390	47,0%	22	-16	MAD +38 Mn	-14	-53	MAD +39 Mn
Attijariwafa bank	13 073	12 469	4,8%	5 693	4 996	14,0%	3 035	2 613	16,2%
BOA	7 754	7 295	6,3%	2 408	2 112	14,0%	1 268	1 195	6,1%
BCP	10 462	10 158	3,0%	3 605	3 120	15,5%	1 805	1 548	16,6%
Crédit du Maroc	1 285	1 207	6,5%	581	488	19,0%	325	278	16,9%
CIH Bank	1 624	1 501	8,2%	503	432	16,4%	299	265	13,0%
BMCI	1 520	1 514	0,4%	152	319	-52,4%	79	254	-68,8%
SANLAM Maroc Assurance	3 367	3 109	8,3%	-233	613	MAD -846 Mn	-123	384	MAD -507 Mn
Wafa Assurance	5 894	5 474	7,7%	647	422	53,2%	554	376	47,4%
AtlantaSanad	3 143	3 069	2,4%	286	317	-9,9%	229	220	4,2%
AFMA	134	117	14,9%	60	54	11,8%	37	34	8,9%
AGMA	81	73	12,1%	46	42	8,1%	30	29	5,0%
TGCC	2 240	1 171	91,2%	146	115	26,8%	94	64	47,1%
Delta Holding	1 268	1 122	12,9%	126	105	19,7%	70	64	9,9%
SNEP	624	517	20,6%	128	89	42,6%	62	46	33,0%
Sonasid	2 452	2 045	19,9%	112	66	68,4%	60	47	26,2%
Colorado	290	268	8,3%	26	19	35,0%	15	12	26,5%
Aluminium du Maroc	810	553	46,5%	94	55	69,7%	33	12	174,4%
Jet Contractors	1 038	749	38,7%	68	26	164,9%	11	-33	MAD +44 Mn
LafargeHolcim Maroc	4 004	4 000	0,1%	1 464	1 758	-16,8%	759	1 039	-26,9%
Ciments du Maroc	2 024	1 994	1,5%	700	793	-11,7%	474	575	-17,6%
Alliances	826	737	12,0%	170	146	16,6%	75	42	79,2%
RDS	294	327	-10,2%	5	47	-89,5%	-17	6	MAD -23 Mn
Addoha	816	677	20,6%	159	77	105,9%	52	42	23,1%
Taq Morocco	5 906	3 465	70,5%	1 470	1 077	36,5%	605	444	36,4%
Total Maroc	9 508	5 562	70,9%	499	558	-10,7%	327	361	-9,3%
Afriquia Gaz	5 226	3 459	51,1%	554	486	14,0%	344	319	7,9%
Label Vie	6 201	5 326	16,4%	276	224	23,5%	219	160	36,5%
Auto Hall	2 464	2 825	-12,8%	161	339	-52,5%	87	201	-56,8%
Auto Nejma	964	1 100	-12,3%	117	100	17,3%	76	61	24,6%
Marsa Maroc	1 993	1 742	14,4%	689	477	44,3%	384	258	49,0%
Managem	5 466	3 011	81,5%	1 292	190	MAD +1102 Mn	1 210	185	MAD +1025 Mn
CMT	213	191	11,6%	106	64	66,2%	74	54	36,8%
SMI	419	296	41,5%	28	-79	MAD +107 Mn	29	-77	MAD +106 Mn
Disway	973	924	5,2%	75	85	-11,3%	49	58	-15,5%
Disty Technologies	256	202	26,5%	19	14	41,6%	7	8	-11,8%
HPS	468	367	27,6%	85	59	45,0%	68	37	83,8%
Microdata	444	366	21,4%	87	60	43,5%	47	41	15,6%
S2M	128	121	6,4%	6	3	67,0%	6	1	MAD +5 Mn
Involys	20	21	-5,2%	3	4	-23,3%	2	2	41,2%
M2M Group	29	28	4,9%	-29	-12	MAD -17 Mn	-19	-10	MAD -9 Mn
Maghrebail	230	138	66,9%	109	71	53,9%	57	49	16,5%
Maroc Leasing	176	158	11,5%	58	52	11,0%	28	30	-4,4%
Salafin	195	193	1,1%	78	71	10,0%	48	44	8,9%
Eqdom	301	276	8,8%	80	39	107,0%	46	20	128,5%
Aradei	230	200	14,8%	154	127	21,3%	69	61	12,5%
Sothema	1 150	973	18,3%	260	198	31,3%	158	131	20,9%
Ennaki Automobiles	841	980	-14,2%	96	85	12,3%	68	60	13,2%
Promopharm	340	299	13,5%	61	46	34,1%	35	32	10,6%
Lydec	3 610	3 456	4,5%	52	73	-28,5%	-10	8	MAD -18 Mn
CTM	271	243	11,5%	-7	4	MAD -11 Mn	7	5	46,2%
Maghreb Oxygène	151	129	17,3%	12	12	-0,8%	9	10	-8,9%
Timar	329	265	24,4%	23	14	68,2%	11	6	88,5%
Balima	24	24	2,2%	5	6	-16,5%	14	4	MAD +10 Mn
Med Paper	64	33	94,9%	7	-2	MAD +9 Mn	4	-3	MAD +8 Mn
Afric Industries	22	26	-18,0%	6	8	-21,9%	4	6	-21,3%
Immoyente Invest	34	32	6,3%	9	11	-11,9%	4	-4	MAD +8 Mn
Fenie Brossette	282	270	4,6%	13	6	126,3%	19	1	MAD +18 Mn
SRM	147	105	39,7%	1	-6	MAD +7 Mn	-2	-10	MAD +9 Mn
Zellidja	282	271	4,2%	11	1	MAD +10 Mn	9	-2	MAD +11 Mn
Rebab Company	0	0	0,0%	0	0	MAD +0 Mn	0	0	MAD 0 Mn
Stroc	39	28	41,0%	1	-12	MAD +13 Mn	-7	7	MAD -14 Mn
IB Maroc.com	NC	NC	-	NC	NC	-	NC	NC	-
Stokvis Nord Afrique	111	188	-40,9%	-6	7	MAD -13 Mn	-27	-9	MAD -18 Mn
Risma	427	203	110,2%	62	-87	MAD +148 Mn	30	-127	MAD +157 Mn
DLM	NC	NC	-	NC	NC	-	NC	NC	-





CASABLANCA CLOSING

EQUITY

2021 DIVIDENDS

Stock	DPS 2021	DPS 2020	Change	GM Date	Ex-Dividend Date	Date of payment
Addoha	-	-	-	30/06/2022		
AFMA	54	47	14,9%	15/06/2022	12/07/2022	21/07/2022
Afric Industries	22	22	0,0%	01/06/2022	21/06/2022	30/06/2022
Afriquia Gaz	140	125	12,0%	18/04/2022	05/05/2022	16/05/2022
Agma	250	235	6,4%	16/05/2022	18/07/2022	27/07/2022
Alliances	-	-	-	27/06/2022		
Aluminium du Maroc	110	80	37,5%	02/06/2022	21/06/2022	30/06/2022
Aradei	1,05	4,00	-73,8%	19/04/2022	06/05/2022	17/05/2022
	17,17 [Extraordinary DPS]	8,35 [Extraordinary DPS]				
AtlantaSanad	5,2	4,5	15,6%	17/05/2022	27/05/2022	07/06/2022
Attijariwafa bank	15	11	36,4%	21/06/2022	05/07/2022	15/07/2022
Auto Hall	3,5	3,5	0,0%	17/05/2022	09/06/2022	20/06/2022
Auto Nejma	86	60	43,3%	06/04/2022	20/05/2022	31/05/2022
Balima	5,0	4,6	8,7%	29/06/2022	26/07/2022	04/08/2022
BCP	8,5	8,0	6,3%	24/06/2022	13/07/2022	22/07/2022
BMCE Bank	4	5	-20,0%	28/06/2022	14/07/2022	25/07/2022
BMCI	10	43	-76,7%	07/06/2022	15/06/2022	24/06/2022
Crédit du Maroc	25,90	4,55	469,2%	14/06/2022	19/07/2022	28/07/2022
Centrale Danone	-	-	-	28/06/2022		
CIH	14	8	75,0%	15/06/2022		
Cimar	95	90	5,6%	31/05/2022	04/07/2022	15/07/2022
		10 [Extraordinary DPS]				
CMT	88	120	-26,7%	27/06/2022	23/08/2022	01/09/2022
Colorado	2,03	1,45	39,7%	29/04/2022	19/05/2022	30/05/2022
		2,7 [Extraordinary DPS]				
Cosumar	6	6	0,0%	15/06/2022	20/07/2022	29/07/2022
CTM	22	-	-	07/05/2022	15/09/2022	26/09/2022
Dari Couspate	95	120	-20,8%	29/06/2022	20/07/2022	29/07/2022
Delta Holding	1,3	-	-	17/05/2022	13/07/2022	19/07/2022
Disty Technologies	15	-	-	17/06/2022	22/09/2022	22/09/2022
Disway	40	35	14,3%	11/05/2022	24/06/2022	05/07/2022
	30 [Extraordinary DPS]					
Delattre Levivier	-	-	-	01/07/2022		
Ennaki	2	2	1,1%	09/05/2022	21/06/2022	30/06/2022
Eqdom	40	65	-38,5%	27/05/2022	16/06/2022	27/06/2022
Fenie Brossette	-	-	-	23/06/2022		
HPS	55	50	-	28/06/2022	28/07/2022	08/08/2022
IB Maroc	-	-	-	30/06/2022		
Immorrente	1,0	6	-	05/04/2022	19/04/2022	28/04/2022
	2,5	-	-		27/06/2022	06/07/2022
	1,0	-	-		20/09/2022	29/09/2022
	1,0	-	-		13/12/2022	22/12/2022
Involys	5 [Extraordinary DPS]	8	-37,5%	17/06/2022	19/12/2022	28/12/2022
Jet Contractors	-	-	-	20/06/2022		28/12/2022
Label Vie	70,4	59,88	17,6%	15/06/2022	12/07/2022	20/07/2022
	69,1 [Extraordinary DPS]				21/12/2022	30/12/2022
LafargeHolcim Maroc	66	50	32,0%	17/05/2022	01/06/2022	10/06/2022
Lesieur	3,5	-	-	10/05/2022	24/06/2022	05/07/2022
		3 [Extraordinary DPS]				
Lydec	8	0	-	08/06/2022	20/06/2022	29/06/2022
M2M Group	0	-	-	14/06/2022		
Maghreb Oxygène	4	4	0,0%	18/04/2022	05/05/2022	16/05/2022
Maghrébail	50	30	66,7%	11/05/2022	30/06/2022	13/07/2022
Managem	20	-	-	03/06/2022	22/06/2022	03/07/2022
Maroc Leasing	14	12	16,7%	27/06/2022	20/09/2022	29/09/2022
IAM	4,78	4,01	19,2%	29/04/2022	06/09/2022	15/09/2022
Marsa Maroc	7	8	-10,0%	10/05/2022	06/06/2022	15/06/2022
Med Paper	-	-	-	28/06/2022		
Microdata	27	33	-18,2%	22/06/2022	12/07/2022	21/07/2022
Mutandis	9	9	0,0%	01/04/2022	23/06/2022	04/07/2022
TGCC	5,5	8,2	-32,9%	24/06/2022	04/08/2022	15/08/2022
Oulmès	12	0	-	12/05/2022	02/06/2022	13/06/2022
Promopharm	40	30	33,3%	20/06/2022	08/07/2022	20/07/2022
RDS	-	-	-	30/06/2022		
Rebab	-	-	-	29/06/2022		
Risma	-	-	-	29/06/2022		
S2M	-	-	-	30/06/2022		
SANLAM Maroc	35	20	75,0%	11/05/2022	04/07/2022	15/07/2022
Salafin	26,55	-	-	27/05/2022	07/06/2022	10/06/2022
	25,45 [Extraordinary DPS]	52 [Extraordinary DPS]				
SBM	113	106	6,6%	28/06/2022	22/07/2022	02/08/2022
SMI	-	50	-	03/06/2022		
SNEP	20	15	33,3%	22/06/2022	06/09/2022	15/09/2022
Sonasid	38	7	442,9%	21/06/2022	20/07/2022	29/07/2022
Sothema	25	21	19,0%	18/05/2022	24/06/2022	05/07/2022
SRM	-	-	-	17/06/2022		
Stokvis	0	-	-	16/06/2022		
Stroc	-	-	-	02/06/2022		
Taq Morocco	35	35	0,0%	24/05/2022	14/09/2022	23/09/2022
Timar	8	-	-	15/06/2022	09/09/2022	20/09/2022
Total Maroc	56	50	-	02/06/2022	21/06/2022	30/06/2022
Unimer	0	2	-	23/06/2022		
Wafa Assurance	120	100	20,0%	11/05/2022	09/06/2022	20/06/2022

Attijari Global Research

Mahat Zerhouni
+212 529 03 68 16
m.zerhouni@attijari.ma

Attijari Intermédiation

Anis Hares
+212 529 03 68 34
Alae Yahya
+212 529 03 68 15
Sofia Mohcine
+212 522 49 59 52



Attijari
Global Research