

# CASABLANCA CLOSING EQUITY

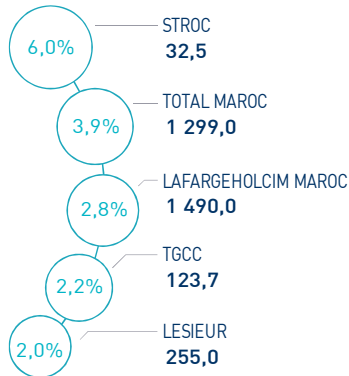
19 APRIL 2023

## MARKET INSIGHT

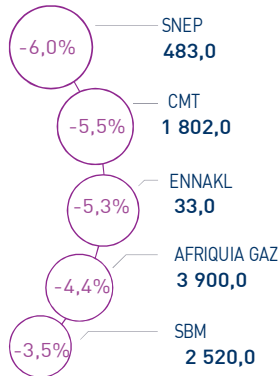
<b>  MASI  </b> 10 467 pts	<b>  MSI20  </b> 839 pts	<b>  CAPI  </b> 545 MAD Bn	<b>  VOLUME  </b> 68 MAD Mn
↘ Daily -0,10%	↗ Daily 0,09%	↗ High 570	MC 68
↘ YTD -2,36%	↘ YTD -2,15%	↘ Low 510	MB -

## THE DAY IN REVIEW

### TOP PERFORMERS



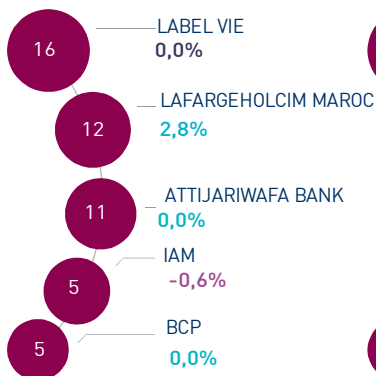
### BOTTOM PERFORMERS



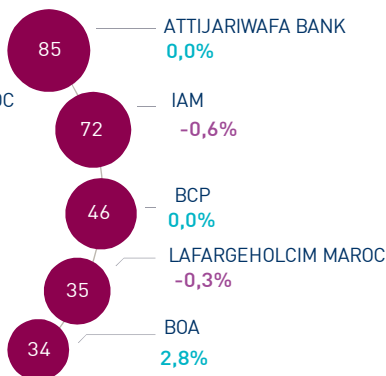
At the end of this trading session, the MASI index recorded a slight decrease of 0.10% at 10,467 points. In this context, the annual under performance stood at 2.36%.

Stroc Industrie topped the highest increases recording a gain of 6.0%. In the opposite, Snep dropped by -6.0%, i.e. the strongest decline of this trading session.

### MOST ACTIVE (MAD Mn)



### LARGEST CAP (MAD Bn)



Volume traded on the central market reached MAD 68 Mn.

This was mainly driven by Label Vie and LafargeHolcim Maroc which monopolized almost 41% of the total flow.

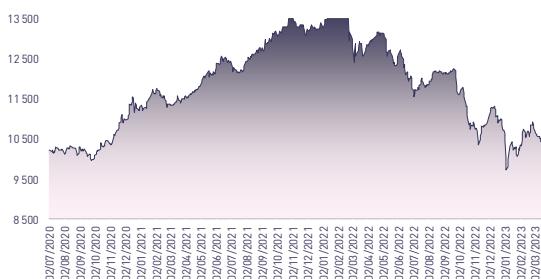
### Attijari Global Research

Mahat Zerhouni  
+212 529 03 68 16  
m.zerhouni@attijari.ma

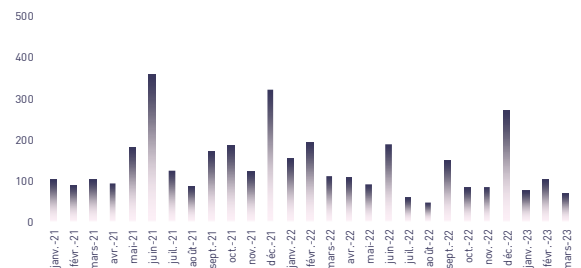
### Attijari Intermédiation

Anis Hares  
+212 529 03 68 34  
Alae Yahya  
+212 529 03 68 15  
Sofia Mohcine  
+212 529 03 68 21

## MASI INDEX EVOLUTION (pts)



## ADV- MONTHLY BASIS VOLUME (MAD Mn)



## KEY ECONOMIC RELEASES/EVENTS OVER THE WEEK

### | Apr. 19<sup>th</sup> | 2023

As of April 18<sup>th</sup> 2022, reserves of the country's main dams reached 5.4 billion m<sup>3</sup>, i.e. a filling rate of 33.7% against 32.7% one year earlier.

### | Apr. 18<sup>th</sup> | 2023

Housing production in Morocco decreased by 11.0% in 2022 to 248,087 units. Likewise, housing starts fell by 19.3% during the same period to settle at 200,189 unit.

### | Apr. 17<sup>th</sup> | 2023

According to the Moroccan Office of Industrial and Commercial Property, business creations amounted to 15,352 companies at the end of February 2023.

### | Apr. 14<sup>th</sup> | 2023

According to the HCP, the Household Confidence Index stood at its all-time low in Q1 2023, i.e. 46.3 pts.



# CASABLANCA CLOSING

## EQUITY

### DAILY STOCK ON APRIL 19<sup>th</sup>, 2023

19/04/2023	Close	Day	YTD	Max 2023	Min 2023	Quantity	P/E 22R	P/B 22R	D/Y 22R
Addoha	5,65	-1,74%	-10,03%	6,60	5,50	47 465	N.S	0,3	0,0%
AFMA	1 285,0	0,00%	-1,15%	1 315,0	1 224,0	1	21,7	28,1	4,3%
Afric Industries	369,00	0,00%	8,85%	370,00	326,00	0	17,4	2,4	5,4%
Afriquia Gaz	3 900,0	-4,41%	-16,13%	4 699,0	3 706,0	7	25,9	4,5	3,6%
Agma	5 758,00	0,00%	-5,14%	6 100,00	5 650,00	0	20,3	8,8	4,5%
Akdital	302,0	-0,36%	9,42%	305,0	270,5	6 194	43,6	7,0	1,1%
Alliances	59,95	1,61%	15,29%	62,12	42,98	13 465	7,6	0,4	0,0%
Aluminium du Maroc	1 300,0	-0,38%	-8,32%	1 400,0	1 211,0	90	N.S	2,3	5,4%
Aradei Capital	418,00	0,00%	3,21%	433,00	385,00	0	20,6	1,1	4,6%
AtlantaSanad	122,0	-2,40%	-2,40%	135,0	113,5	340	17,8	3,3	4,5%
Attijariwafa bank	400,05	0,01%	2,05%	422,00	355,05	27 845	14,2	1,6	3,9%
Auto Hall	72,0	-0,40%	10,78%	75,1	63,0	499	36,2	2,1	4,9%
Auto Nejma	1 650,00	-2,48%	-9,19%	1 817,00	1 650,00	0	9,0	1,5	7,6%
Balima	160,0	0,00%	-3,03%	165,0	158,5	0	15,1	2,2	NC
BCP	229,10	0,04%	-0,82%	242,00	194,60	21 445	16,9	1,2	NC
BoA	163,0	-0,31%	-5,23%	172,0	159,0	11	14,8	1,3	2,5%
BMCI	440,00	-2,22%	24,15%	510,00	305,00	1 550	25,6	0,8	NC
Cartier Saada	26,5	0,00%	0,00%	27,7	23,8	200	N.S	1,0	0,0%
CIH	313,00	-0,32%	2,96%	324,90	282,00	6	14,3	1,7	4,5%
Cimar	1 205,0	-0,08%	-5,86%	1 365,0	1 171,0	82	19,0	5,2	5,0%
CMT	1 802,00	-5,46%	7,26%	1 906,00	1 459,00	552	12,9	4,4	NC
Colorado	42,0	0,00%	-7,71%	46,0	40,0	40	19,1	2,1	4,8%
Cosumar	180,50	0,28%	-5,00%	190,05	163,40	5 425	20,6	3,0	3,9%
Crédit du Maroc	600,0	-1,80%	0,00%	679,0	502,0	70	16,1	1,0	4,5%
CTM	611,00	-3,02%	-9,64%	676,20	600,10	1	21,2	2,5	4,1%
Dari Couspate	3 750,0	0,00%	-5,18%	3 955,0	3 638,0	0	N.S	3,3	NC
Delattre Levivier	40,00	0,00%	-6,76%	42,90	40,00	0	N.S	N.S	0,0%
Delta Holding	25,8	0,00%	7,67%	26,0	20,3	1 367	13,6	1,0	5,4%
Diac Salaf	26,25	0,00%	0,00%	26,25	26,25	0	N.S	N.S	0,0%
Disty Technologies	185,0	0,00%	-11,90%	209,9	176,1	0	44,7	1,7	5,4%
Disway	719,90	0,00%	7,45%	750,00	620,00	0	16,0	2,0	4,9%
Ennaki	33,0	-5,30%	5,26%	35,0	29,0	50	6,9	1,5	5,6%
Eqdom	946,00	0,00%	11,29%	1 009,00	800,00	0	17,8	1,1	5,8%
Fenie Brossette	118,5	-0,25%	-5,12%	129,0	112,1	10	8,3	1,3	0,0%
HPS	6 298,00	-0,03%	-3,11%	6 500,00	5 745,00	80	37,8	7,0	NC
IAM	81,5	-0,61%	-14,21%	101,4	80,0	63 249	12,3	4,3	2,7%
IB Maroc	21,83	0,00%	-29,51%	32,19	18,20	0	N.S	N.S	0,0%
Immorente	98,0	0,00%	1,77%	99,4	94,6	20	N.S	1,2	5,6%
Involys	96,00	0,00%	-7,65%	103,95	91,00	0	N.S	0,4	0,0%
Jet Contractors	204,0	0,00%	-0,97%	207,0	186,6	0	24,9	0,6	0,0%
Label Vie	4 249,00	0,00%	-8,62%	4 650,00	4 010,00	3 818	16,4	4,3	2,0%
LafargeHolcim Maroc	1 490,0	2,76%	10,37%	1 490,0	1 187,0	8 376	25,1	3,1	4,4%
Lesieur	255,00	2,00%	10,87%	255,00	220,00	40	34,2	3,7	1,8%
M2M Group	778,0	0,00%	-1,39%	780,0	698,3	0	N.S	4,3	0,0%
Maghreb Oxygène	272,00	0,00%	11,13%	280,00	208,45	0	14,5	0,8	1,5%
Maghrébaïl	889,0	0,00%	-1,11%	899,0	859,0	0	10,3	1,2	5,6%
Managem	2 529,00	0,12%	-0,04%	2 770,00	2 295,00	55	15,6	3,5	1,2%
Maroc Leasing	360,0	0,00%	1,98%	370,0	338,0	0	14,5	1,0	NC
Marsa Maroc	218,00	-0,91%	0,93%	222,00	181,00	11 093	19,6	7,1	3,7%
Med Paper	23,1	-1,24%	-15,19%	28,5	23,0	605	14,9	N.S	0,0%
Microdata	506,00	0,00%	-6,61%	552,50	492,00	0	20,0	5,1	4,9%
Mutandis	215,0	1,65%	-1,38%	218,0	190,0	1 297	20,0	2,0	4,0%
Oulmès	1 322,00	0,00%	-14,93%	1 554,00	1 322,00	0	43,0	3,9	1,2%
Promopharm	1 040,0	0,00%	-2,62%	1 068,0	1 026,0	0	13,8	2,3	3,8%
Rebab	113,50	0,00%	0,00%	113,50	113,50	0	N.S	2,4	0,0%
RDS	10,3	1,08%	-43,06%	16,9	10,0	545	N.S	0,1	0,0%
Risma	127,10	1,68%	11,49%	129,00	107,05	10 236	12,0	1,5	0,0%
S2M	172,0	0,06%	-15,25%	203,0	171,9	1	14,4	3,5	0,0%
SANLAM Maroc	905,00	0,56%	-8,59%	1 040,00	841,00	1	N.S	0,7	3,9%
Salafin	556,0	0,00%	-2,46%	650,0	490,0	1 592	20,3	2,0	4,9%
Samir	127,80	0,00%	0,00%	127,80	127,80	0	N.S	N.S	0,0%
SBM	2 520,0	-3,52%	5,09%	2 720,0	2 045,0	3	17,9	4,1	5,8%
SMI	1 360,00	0,00%	-10,53%	1 519,00	1 322,00	2 104	N.S	1,9	0,0%
SNEP	483,0	-5,99%	-22,10%	627,7	470,0	171	13,3	1,3	3,3%
Sonasid	545,00	-0,91%	4,81%	610,00	468,10	1 818	24,7	1,2	5,5%
Sothema	1 300,0	0,00%	-1,52%	1 450,0	1 220,0	60	35,1	6,8	1,9%
SRM	130,00	0,00%	-13,33%	155,65	124,00	0	15,5	0,2	0,0%
Stokvis	11,2	0,00%	-28,71%	15,8	10,7	6	N.S	N.S	0,0%
Stroc Industrie	32,51	6,00%	-18,15%	41,33	30,67	4	N.S	N.S	0,0%
TAQA Morocco	980,0	0,00%	-10,75%	1 079,0	882,0	10	17,7	3,7	3,6%
TGCC	123,70	2,23%	-1,04%	127,80	110,00	24 878	16,0	3,0	4,9%
Timar	204,4	0,00%	13,56%	204,4	175,0	0	5,1	0,4	NC
Total Maroc	1 299,00	3,92%	0,08%	1 310,00	1 100,00	1	23,9	3,9	NC
UNIMER	156,9	0,00%	-4,47%	159,0	140,6	0	38,9	1,5	0,6%
Wafa Assurance	3 750,00	0,00%	-0,27%	3 800,00	3 001,00	0	16,9	1,4	3,5%
Zellidja	88,0	0,00%	20,96%	88,0	75,6	0	6,5	0,9	0,0%
<b>MASI</b>	<b>10 466,8</b>	<b>-0,10%</b>	<b>-2,36%</b>	<b>10 907,5</b>	<b>9 718,0</b>	<b>-</b>	<b>17,6</b>	<b>3,0</b>	<b>3,4%</b>

Multiples reflect 2022 realized results reported to the current stock market capitalization



Attijari  
Global Research



# CASABLANCA CLOSING

## EQUITY

### FY 2022 FINANCIAL FIGURES

	Turnover			EBIT			Net Income (Group Share)		
	2022	2021	Change	2022	2021	Change	2022	2021	Change
<b>MAD Mn</b>									
Maroc Telecom	35 731	35 790	-0,2%	11 468	11 586	-1,0%	5 820	6 014	-3,2%
<b>Food-processing</b>									
Cosumar	10 433	9 112	14,5%	NC	NC	-	826	763	8,3%
SBM	2 910	2 697	7,9%	647	542	19,3%	399	335	19,1%
Lesieur Cristal	6 897	4 863	41,8%	463	309	49,8%	206	140	47,1%
Mutandis	2 329	1 685	38,2%	175	133	31,7%	100	60	66,0%
Dari Couspate	782	698	12,0%	12	67	-82,1%	20	42	-52,8%
Oulmès	2 196	1 734	26,6%	117	121	-3,8%	61	41	49,1%
Unimer	1 368	1 026	33,3%	74	-7	MAD +81 Mn	46	-94	MAD +140 Mn
<b>Banks</b>									
Attijariwafa bank	26 313	24 380	7,9%	11 399	9 484	20,2%	6 065	5 144	17,9%
BOA	15 624	14 607	7,0%	4 697	3 726	26,1%	2 305	2 007	14,8%
BCP	20 609	20 087	2,6%	5 582	4 526	23,3%	2 750	1 765	55,8%
Crédit du Maroc	2 569	2 460	4,4%	759	1 061	-28,5%	404	627	-35,6%
CIH Bank	3 518	3 107	13,2%	1 067	932	14,4%	669	603	11,0%
BMCI	3 054	3 044	0,3%	420	338	24,2%	229	194	17,8%
<b>Insurance</b>									
SANLAM Maroc	5 955	5 621	5,9%	-205	994	MAD -1199 Mn	-70	607	MAD -677 Mn
Wafa Assurance	11 639	9 785	18,9%	1 092	485	125,3%	776	424	83,0%
AtlantaSanad	5 465	5 478	-0,2%	731	659	10,9%	414	417	-0,7%
AFMA	244	222	9,7%	100	93	6,7%	59	58	2,4%
AGMA	152	141	7,5%	82	78	5,8%	57	52	9,2%
<b>Building materials</b>									
TGCC	5 178	3 626	42,8%	399	364	9,6%	245	236	3,9%
Delta Holding	2 792	2 538	10,0%	312	261	19,6%	166	172	-3,4%
SNEP	1 107	1 083	2,3%	153	208	-26,3%	87	134	-35,1%
Sonasid	4 888	4 494	8,8%	163	167	-2,4%	86	108	-20,3%
Colorado	610	574	6,2%	60	55	8,4%	35	33	6,6%
Aluminium du Maroc	1 419	1 172	21,1%	123	128	-3,9%	5	18	-75,0%
Jet Contractors	1 800	1 680	7,1%	129	106	21,6%	25	11	129,7%
<b>CM</b>									
LafargeHolcim Maroc	7 985	8 195	-2,6%	2 696	3 496	-22,9%	1 392	2 010	-30,7%
Ciments du Maroc	4 043	4 128	-2,1%	1 327	1 620	-18,1%	917	1 216	-24,6%
<b>R. Estate</b>									
Alliances	1 604	1 414	13,4%	NC	NC	-	174	119	46,2%
RDS	543	776	-30,0%	-26	48	MAD -74 Mn	-61	-17	MAD -44 Mn
Addoha	1 378	1 197	15,1%	126	-144	MAD +270 Mn	37	-88	MAD +125 Mn
<b>Energy</b>									
Taqd Morocco	13 604	7 812	74,1%	2 913	2 431	19,8%	1 303	1 005	29,6%
TotalEnergies Marketing Maroc	19 719	12 870	53,2%	NC	NC	-	488	935	-47,8%
Afriquia Gaz	9 510	7 132	33,3%	882	681	29,4%	517	504	2,6%
<b>Disti</b>									
Label Vie	13 947	11 758	18,6%	752	631	19,2%	748	407	83,8%
<b>Auto</b>									
Auto Hall	4 831	5 084	-5,0%	NC	NC	-	100	264	-62,1%
Auto Nejma	2 101	2 319	-9,4%	287	225	27,5%	187	146	28,5%
<b>Pol. Auto</b>									
Marsa Maroc	3 949	3 592	9,9%	1 363	1 129	20,7%	817	666	22,7%
Managem	9 645	7 423	29,9%	1 970	1 260	56,3%	1 615	861	87,6%
<b>Mining</b>									
CMT	592	462	28,1%	296	190	55,7%	236	152	54,7%
SMI	798	689	15,8%	33	-68	MAD +101 Mn	35	-67	MAD +102 Mn
<b>IT</b>									
Disway	1 950	1 824	6,9%	122	169	-27,5%	85	108	-21,3%
Disty Technologies	497	456	8,9%	26	32	-18,0%	4	18	-77,4%
HPS	981	797	23,1%	163	144	13,2%	117	99	18,4%
Microdata	695	564	23,3%	104	77	35,7%	43	46	-6,6%
S2M	262	246	6,3%	NC	NC	-	10	2	MAD +7 Mn
Involys	40	36	10,2%	5	3	55,2%	-0,1	0,005	MAD 0 Mn
<b>Leasing</b>									
M2M Group	62	54	14,8%	-45	-29	MAD -17 Mn	-45	-28	MAD -17 Mn
Maghrebail	441	363	21,4%	211	173	21,8%	119	99	20,1%
Maroc Leasing	334	371	-9,9%	154	149	2,9%	69	91	-24,1%
Salafin	399	389	2,6%	147	137	7,3%	86	85	1,2%
Eqdom	590	581	1,6%	174	111	57,4%	89	33	167,1%
<b>Others</b>									
Aradei Capital	486	421	15,4%	438	488	-10,2%	227	344	-34,0%
Akdital	1 035	770	34,4%	177	120	47,7%	88	48	82,3%
Sothema	2 302	2 056	12,0%	450	428	4,9%	267	279	-4,4%
Ennaki Automobiles	1 931	1 827	5,7%	NC	NC	-	144	108	32,8%
Promopharm	705	630	11,8%	NC	NC	-	75	69	9,1%
CTM	605	530	14,2%	6	25	-77,2%	35	35	0,6%
Maghreb Oxygène	291	274	6,2%	17	23	-26,2%	15	18	-15,1%
Timar	665	543	22,5%	30	28	7,1%	12	12	0,0%
Balima	49	47	3,9%	9	12	-20,5%	18	10	87,0%
Med Paper	135	79	70,6%	14	-3	MAD +16 Mn	7	9	-22,0%
Afric Industries	40	47	-14,9%	9	13	-30,6%	6	5	17,4%
Immorente Invest	67	70	-4,3%	19	23	-17,8%	8	4	121,0%
Fenie Brossette	569	532	7,0%	19	6	MAD +13 Mn	21	4	MAD +17 Mn
SRM	360	287	25,4%	6	5	28,7%	3	-1	MAD +4 Mn
Zellidja	569	536	6,2%	15	-22	MAD +37 Mn	8	-2	MAD +10 Mn
Rebab Company	0,03	0,05	-33,3%	NC	NC	-	-0,2	-4,1	MAD +4 Mn
Stroc Industrie	77	58	32,8%	1	-5	MAD +6 Mn	-15	-11	MAD -4 Mn
IB Maroc.com	NC	NC	-	NC	NC	-	NC	NC	-
Stokvis Nord Afrique	222	348	-36,2%	-46	6	MAD -51 Mn	-184	-29	MAD -154 Mn
Risma	1 037	525	97,5%	NC	NC	-	152	-172	MAD +324 Mn
DLM	NC	NC	-	NC	NC	-	NC	NC	-





# CASABLANCA CLOSING

## EQUITY

### 2022 DIVIDENDS

Stock	DPS 2022	DPS 2021	Change	GM Date	Ex-Dividend Date	Date of payment
Addoha	-	-	-			
AFMA	55	54	1,9%			
Afric Industries	20	22	-9,1%			
Afriquia Gaz	140	140	0,0%	08/05/2023		
Agma	255	250	2,0%	24/05/2023		
Akdital	3,25	2,00	62,5%			
Alliances	-	-	-			
Aluminium du Maroc	70	110	-36,4%			
Aradei Capital	5,42	1,05	5,4%	09/05/2023		12/06/2023
	13,78 [Extraordinary DPS]	17,17 [Extraordinary DPS]				
AtlantaSanad	5,5	5,2	5,8%	25/05/2023		
Attijariwafa bank	15,5	15,0	3,3%			
Auto Hall	3,5	3,5	0,0%	31/05/2023		
Auto Nejma	110	86	45,3%	07/04/2023	18/04/2023	28/04/2023
	15 [Extraordinary DPS]					
Balima	NC	5	-			
BCP	NC	8,5	-			
BOA	4	4	0,0%			
BMCI	NC	10	-			
Crédit du Maroc	27	26	4,2%	15/06/2023		
CIH Bank	14	14	0,0%	15/06/2023		01/07/2023
Cimar	60	95	-36,8%			
CMT	NC	88	-			
Colorado	2,0	2,03	-1,5%			
Cosumar	7	6	16,7%			
CTM	25	22	13,6%			
Dari Couspate	NC	95	-			
Delta Holding	1,4	1,3	7,7%	16/05/2023		
Disty Technologies	10	15	-33,3%			
Disway	35	40	-53,3%			
		30 [Extraordinary DPS]				
Delattre Levivier Maroc	-	-	-			
Ennakl Automobiles	2,14	1,85	15,7%	25/04/2023		
Eqdom	55	40	37,5%			30/06/2023
Fenie Brossette	-	-	-			
HPS	NC	55	-			
IB Maroc	-	-	-			
Immorente	1,0	5,5	0,0%	07/04/2023	18/04/2023	28/04/2023
	4,5					
Involys	-	5	-			
Jet Contractors	-	-	-	19/03/2023		
Label Vie	86,4	70,40	-38,1%			
		69,1 [Extraordinary DPS]				
LafargeHolcim Maroc	66	66	0,0%			
Lesieur	4,5	3,5	28,6%	10/05/2023		05/07/2023
M2M Group	-	-	-			
Maghreb Oxygène	4	4	0,0%	18/04/2023		
Maghrébail	50	50	0,0%	09/05/2023		13/07/2023
Managem	30	20	50,0%			
Maroc Leasing	NC	14	-			
IAM	2,19	4,78	-54,2%	31/03/2023		01/06/2023
Marsa Maroc	8,0	7,2	11,1%			
Med Paper	-	-	-			
Microdata	25	27	-7,4%			
Mutandis	8,5	8,5	0,0%	03/04/2023		
TGCC	6,0	5,5	9,1%			
Outmès	16,5	12	37,5%	18/05/2023		05/06/2023
Promopharm	40	40	0,0%			
RDS	-	-	-			
Rebab Company	-	-	-			
Risma	-	-	-			
S2M	-	-	-			
SANLAM Maroc	36	35	2,9%	10/05/2023		01/06/2023
Salafin	13,50	26,55	-48,1%	09/05/2023		30/05/2023
	13,5 [Extraordinary DPS]	25,45 [Extraordinary DPS]				
SBM	145,5	113	28,8%	09/05/2023		15/06/2023
SMI	-	-	-			
SNEP	16	20	-20,0%			
Sonasid	30	38	-21,1%			
Sothema	25	25	0,0%			
SRM	-	-	-			
Stokvis	-	-	-			
Stroc Industrie	-	-	-	19/05/2023		
Taqa Morocco	35	35	0,0%			
Timar	NC	8	-	22/06/2023		
TotalEnergies Marketing Maroc	NC	56	-			
Unimer	1	-	-			
Wafa Assurance	130	120	8,3%	10/05/2023		
Zellidja	-	-	-			

#### Attijari Global Research

Mahat Zerhouni  
+212 529 03 68 16  
m.zerhouni@attijari.ma

#### Attijari Intermédiation

Anis Hares  
+212 529 03 68 34  
Alae Yahya  
+212 529 03 68 15  
Sofia Mohcine  
+212 522 49 59 52



Attijari  
Global Research