



CASABLANCA CLOSING

EQUITY

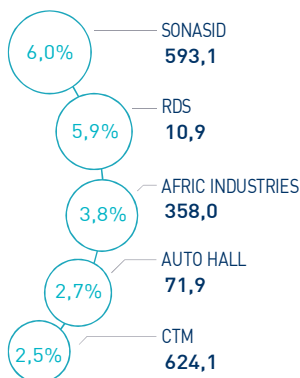
21 MARCH 2023

MARKET INSIGHT

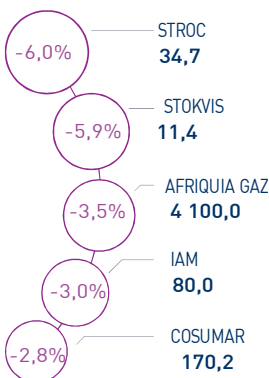
| | | | | | | | |
|-----------------|-------------------|------------------|----------------|-----------------|-------------------|-------------------|------------------|
| MASI | 10 316 pts | MSI20 | 825 pts | CAPI | 538 MAD Bn | VOLUME | 28 MAD Mn |
| ↓ Daily | -1,25% | ↓ Daily | -1,37% | ↑ High | 570 | MC | 28 |
| ↓ YTD | -3,77% | ↓ YTD | -3,83% | ↓ Low | 510 | MB | - |

THE DAY IN REVIEW

TOP PERFORMERS



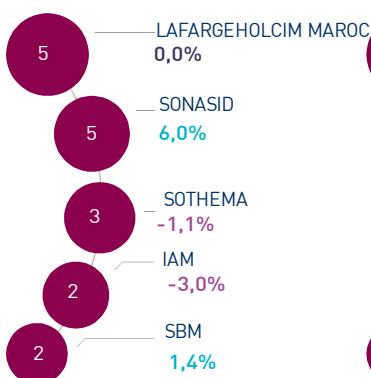
BOTTOM PERFORMERS



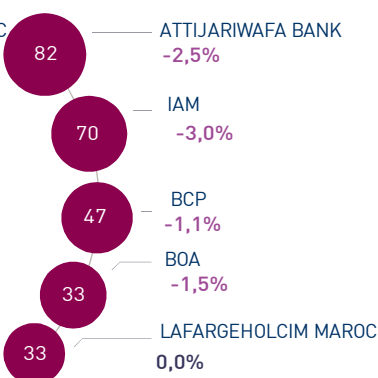
At the end of this trading session, the MASI index recorded a decrease of 1.25% at 10,316 points. In this context, the annual under performance stood at 3.77%.

Sonasid topped the highest increases recording a gain of 6.0%. In the opposite, Stroc Industries dropped by -6.0%, i.e. the strongest decline of this trading session.

MOST ACTIVE (MAD Mn)



LARGEST CAP (MAD Bn)



Volume traded on the central market reached MAD 28 Mn against an annual average of MAD 80 Mn.

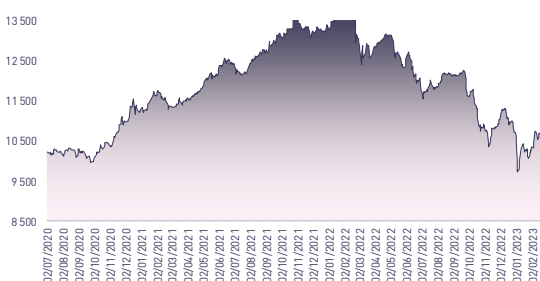
Attijari Global Research

Mahat Zerhouni
+212 529 03 68 16
m.zerhouni@attijari.ma

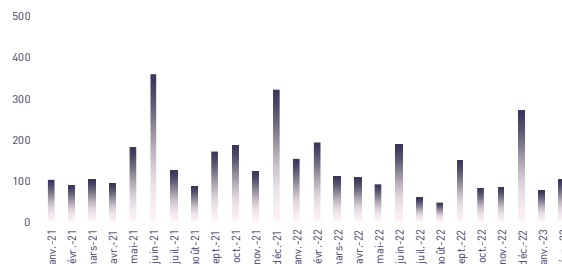
Attijari Intermédiation

Anis Hares
+212 529 03 68 34
Alae Yahya
+212 529 03 68 15
Sofia Mohcine
+212 529 03 68 21

MASI INDEX EVOLUTION (pts)



ADV- MONTHLY BASIS VOLUME (MAD Mn)



KEY ECONOMIC RELEASES/EVENTS OVER THE WEEK

| Mar. 21st | 2023

In 2022, Lesieur Cristal's NIGS up 47% at MAD 206 Mn, DPS raised to MAD 4.5.

| Mar. 21st | 2023

In 2022, SMI recorded a profit of MAD 35 Mn against a deficit of MAD -67 Mn in 2021.

| Mar. 21st | 2023

In 2022, Aradei Capital recorded a FFO Group Share up 17% at MAD 239 Mn, DPS raised to MAD 19.2.

| Mar. 21st | 2023

In 2022, Aluminium du Maroc recorded a NIGS down 75% at MAD 5.0 Mn, DPS lowered to MAD 70.



Attijari
Global Research



CASABLANCA CLOSING

EQUITY



DAILY STOCK ON MARCH 21st, 2023

| 21/03/2023 | Close | Day | YTD | Max 2023 | Min 2023 | Quantity | P/E 22E | P/B 22E | D/Y 22E |
|---------------------|----------|--------|---------|----------|----------|----------|---------|---------|---------|
| Addoha | 5,60 | -1,75% | -10,83% | 6,60 | 5,60 | 144 775 | 34,6 | 0,3 | 0,0% |
| AFMA | 1 306,0 | -0,31% | 0,46% | 1 315,0 | 1 224,0 | 1 | 21,1 | 27,0 | 4,4% |
| Afric Industries | 358,00 | 3,77% | 5,60% | 359,00 | 326,00 | 16 | 17,4 | 2,3 | 5,6% |
| Afrikaia Gaz | 4 100,0 | -3,53% | -11,83% | 4 699,0 | 4 100,0 | 13 | 23,5 | 4,6 | 3,4% |
| Agma | 5 999,00 | 0,00% | -1,17% | 6 100,00 | 5 900,00 | 0 | 20,7 | 9,1 | 4,3% |
| Akdital | 285,3 | -2,29% | 3,37% | 303,1 | 270,5 | 234 | 36,1 | 6,6 | 0,6% |
| Alliances | 52,00 | 0,97% | 0,00% | 56,00 | 42,98 | 19 895 | 8,8 | 0,4 | 0,0% |
| Aluminium du Maroc | 1 290,0 | 0,00% | -9,03% | 1 400,0 | 1 211,0 | 0 | 10,3 | 1,9 | 5,4% |
| Aradei Capital | 413,00 | 0,00% | 1,98% | 429,25 | 385,00 | 290 | 13,2 | 1,1 | 4,6% |
| AtlantaSanad | 122,0 | 1,67% | -2,40% | 135,0 | 113,5 | 1 203 | 17,1 | 3,3 | 4,3% |
| Attijariwafa bank | 386,00 | -2,53% | -1,53% | 422,00 | 355,05 | 1 467 | 14,2 | 1,5 | 4,0% |
| Auto Hall | 71,9 | 2,67% | 10,60% | 75,1 | 63,0 | 7 | 20,4 | 2,0 | 4,9% |
| Auto Nejma | 1 817,00 | 0,00% | 0,00% | 1 817,00 | 1 817,00 | 0 | 12,8 | 1,7 | 6,9% |
| Balima | 160,0 | 0,00% | -3,03% | 165,0 | 158,5 | 0 | 14,0 | 2,2 | 3,1% |
| BCP | 231,00 | -1,07% | 0,00% | 242,00 | 194,60 | 4 626 | 19,3 | 1,2 | 3,7% |
| BoA | 162,0 | -1,49% | -5,81% | 172,0 | 159,0 | 5 350 | 15,9 | 1,3 | 4,3% |
| BMCI | 440,00 | -2,22% | 24,15% | 510,00 | 305,00 | 49 | 29,9 | 0,8 | 3,2% |
| Cartier Saada | 26,4 | 1,93% | -0,38% | 27,7 | 23,8 | 7 | N.S | 1,0 | 0,0% |
| CIH | 305,50 | -1,13% | 0,49% | 324,90 | 282,00 | 7 | 14,4 | 1,7 | 4,6% |
| Cimar | 1 200,0 | -1,64% | -6,25% | 1 365,0 | 1 171,0 | 1 323 | 17,7 | 5,1 | 5,8% |
| CMT | 1 875,00 | 0,00% | 11,61% | 1 900,00 | 1 459,00 | 0 | 16,0 | 4,8 | 5,3% |
| Colorado | 42,9 | -0,09% | -5,71% | 46,0 | 40,0 | 20 | 23,0 | 2,2 | 4,7% |
| Cosumar | 170,15 | -2,77% | -10,45% | 190,05 | 163,40 | 220 | 23,2 | 2,9 | 4,1% |
| Crédit du Maroc | 635,0 | 0,00% | 5,83% | 679,0 | 502,0 | 0 | 11,6 | 1,1 | 4,3% |
| CTM | 624,10 | 2,48% | -7,70% | 676,20 | 600,10 | 21 | 42,5 | 2,8 | 3,5% |
| Dari Couspate | 3 790,0 | 0,00% | -4,17% | 3 955,0 | 3 790,0 | 0 | 28,3 | 3,2 | 2,5% |
| Delattre Levivier | 40,00 | 0,00% | -6,76% | 42,90 | 40,00 | 0 | N.S | N.S | 0,0% |
| Delta Holding | 23,9 | 2,44% | -0,46% | 24,5 | 20,3 | 111 | 15,5 | 0,9 | 5,4% |
| Diac Salaf | 26,25 | 0,00% | 0,00% | 26,25 | 26,25 | 0 | N.S | N.S | 0,0% |
| Disty Technologies | 185,0 | -0,16% | -11,90% | 209,9 | 176,1 | 754 | 12,3 | 1,5 | 8,1% |
| Disway | 750,00 | 0,00% | 11,94% | 750,00 | 620,00 | 105 | 15,9 | 2,1 | 4,7% |
| Ennaki | 30,3 | -0,17% | -3,60% | 31,4 | 29,0 | 7 | 7,9 | 1,5 | 6,3% |
| Eqdom | 946,00 | 0,00% | 11,29% | 1 009,00 | 800,00 | 2 | 17,2 | 1,1 | 5,8% |
| Fenie Brossette | 117,0 | -0,59% | -6,37% | 129,0 | 112,1 | 21 | 5,6 | 1,2 | 0,0% |
| HPS | 6 494,00 | 0,00% | -0,09% | 6 500,00 | 5 745,00 | 0 | 34,9 | 7,0 | 0,9% |
| IAM | 80,0 | -2,96% | -15,78% | 101,4 | 80,0 | 29 594 | 11,8 | 4,2 | 2,7% |
| IB Maroc | 20,05 | -0,25% | -35,26% | 32,19 | 19,70 | 201 | N.S | N.S | 0,0% |
| Immoyente | 98,0 | -0,76% | 1,77% | 99,4 | 94,6 | 22 | N.S | 1,2 | 5,6% |
| Involy | 97,90 | 0,00% | -5,82% | 103,95 | 95,00 | 0 | 12,5 | 0,4 | 0,0% |
| Jet Contractors | 205,0 | 0,00% | -0,49% | 207,0 | 186,6 | 0 | 25,7 | 0,6 | 0,0% |
| Label Vie | 4 300,00 | 0,00% | -7,53% | 4 650,00 | 4 010,00 | 0 | 18,6 | 4,3 | 2,0% |
| LafargeHolcim Maroc | 1 406,0 | 0,00% | 4,15% | 1 425,0 | 1 187,0 | 3 553 | 22,9 | 2,9 | 4,7% |
| Lesieur | 245,00 | -2,00% | 6,52% | 255,00 | 220,00 | 8 053 | 15,9 | 3,2 | 1,8% |
| M2M Group | 778,0 | 0,00% | -1,39% | 780,0 | 698,3 | 0 | N.S | 3,4 | 0,0% |
| Maghreb Oxygène | 272,00 | 0,00% | 11,13% | 280,00 | 208,45 | 0 | 12,3 | 0,8 | 1,5% |
| Maghrébaïl | 860,0 | 0,00% | -4,34% | 899,0 | 859,0 | 0 | 11,0 | 1,2 | 5,8% |
| Managem | 2 687,00 | -0,07% | 6,21% | 2 770,00 | 2 295,00 | 38 | 16,4 | 3,7 | 0,7% |
| Maroc Leasing | 360,0 | 0,00% | 1,98% | 370,0 | 338,0 | 0 | 16,7 | 1,0 | 3,9% |
| Marsa Maroc | 214,10 | 0,00% | -0,88% | 222,00 | 181,00 | 71 | 22,9 | 7,4 | 3,7% |
| Med Paper | 25,0 | -0,95% | -8,26% | 28,5 | 24,7 | 150 | 14,9 | N.S | 0,0% |
| Microdata | 538,00 | 0,00% | -0,70% | 552,50 | 500,00 | 0 | 14,6 | 4,8 | 5,6% |
| Mutandis | 209,0 | 0,00% | -4,13% | 217,0 | 190,0 | 8 | 22,4 | 2,0 | 4,1% |
| Oulmès | 1 376,00 | 0,00% | -11,45% | 1 554,00 | 1 376,00 | 0 | N.S | 4,2 | 1,2% |
| Promopharm | 1 040,0 | 0,00% | -2,62% | 1 068,0 | 1 026,0 | 0 | 14,9 | 2,3 | 3,8% |
| Rebab | 113,50 | 0,00% | 0,00% | 113,50 | 113,50 | 0 | 20,0 | 2,1 | 0,0% |
| RDS | 10,9 | 5,92% | -39,39% | 16,9 | 10,3 | 53 968 | N.S | 0,1 | 0,0% |
| Risma | 116,40 | 1,44% | 2,11% | 119,00 | 107,05 | 1 751 | 33,4 | 1,5 | 0,0% |
| S2M | 195,0 | 0,00% | -3,92% | 203,0 | 181,0 | 0 | 17,6 | 4,0 | 0,0% |
| SANLAM Maroc | 1 000,00 | 0,00% | 1,01% | 1 040,00 | 841,00 | 0 | N.S | 0,8 | 3,5% |
| Salafin | 600,0 | 1,69% | 5,26% | 600,0 | 490,0 | 2 500 | 19,7 | 2,2 | 8,7% |
| Samir | 127,80 | 0,00% | 0,00% | 127,80 | 127,80 | 0 | N.S | N.S | 0,0% |
| SBM | 2 250,0 | 1,35% | -6,17% | 2 398,0 | 2 045,0 | 1 000 | 18,7 | 3,7 | 5,0% |
| SMI | 1 394,00 | 0,00% | -8,29% | 1 519,00 | 1 322,00 | 2 | N.S | 1,9 | 0,0% |
| SNEP | 548,0 | 2,24% | -11,61% | 627,7 | 507,7 | 96 | 13,9 | 1,5 | 2,7% |
| Sonasis | 593,10 | 5,99% | 14,06% | 610,00 | 468,10 | 8 176 | 17,8 | 1,2 | 5,1% |
| Sothema | 1 365,0 | -1,09% | 3,41% | 1 450,0 | 1 220,0 | 2 020 | 30,6 | 6,8 | 2,2% |
| SRM | 125,00 | 0,81% | -16,67% | 155,65 | 124,00 | 26 | N.S | 0,2 | 0,0% |
| Stokvis | 11,4 | -5,93% | -27,31% | 15,8 | 11,4 | 219 | N.S | N.S | 0,0% |
| Stroc Industrie | 34,72 | -5,98% | -12,59% | 41,33 | 34,72 | 8 | N.S | N.S | 0,0% |
| TAQA Morocco | 950,0 | 0,53% | -13,48% | 1 079,0 | 882,0 | 30 | 19,4 | 3,7 | 3,7% |
| TGCC | 124,10 | -0,20% | -0,72% | 127,80 | 110,00 | 1 359 | 14,6 | 3,0 | 4,8% |
| Timar | 182,0 | 0,00% | 1,08% | 188,0 | 175,0 | 0 | 3,9 | 0,4 | 4,4% |
| Total Maroc | 1 180,00 | -1,67% | -9,09% | 1 298,00 | 1 100,00 | 45 | 18,0 | 3,5 | 4,7% |
| UNIMER | 156,9 | 0,00% | -4,47% | 159,0 | 140,6 | 0 | N.S | 1,6 | 0,0% |
| Wafa Assurance | 3 749,00 | -0,03% | -0,29% | 3 800,00 | 3 001,00 | 10 | 21,2 | 1,4 | 3,5% |
| Zellidja | 82,0 | 0,00% | 12,71% | 83,1 | 75,6 | 0 | 2,9 | 0,7 | 0,0% |
| MASI | 10 316,5 | -1,25% | -3,77% | 10 907,5 | 9 718,0 | - | 17,3 | 3,0 | 3,7% |

Multiples reflect 2022E forecast reported to the current stock market capitalization



Attijari
Global Research



CASABLANCA CLOSING

EQUITY

H1 2022 FINANCIAL FIGURES

| MAD Mn | Turnover | | | EBIT | | | Net Income (Group Share) | | |
|------------------------|----------|---------|--------|---------|---------|--------------|--------------------------|---------|--------------|
| | H1 2022 | H1 2021 | Change | H1 2022 | H1 2021 | Change | H1 2022 | H1 2021 | Change |
| Maroc Telecom | 17 568 | 17 780 | -1,2% | 5 740 | 5 571 | 3,0% | 2 869 | 2 832 | 1,3% |
| Cosumar | 5 076 | 4 382 | 15,8% | 641 | 702 | -8,7% | 401 | 477 | -16,0% |
| SBM | 1 106 | 1 007 | 9,8% | 179 | 172 | 4,0% | 110 | 108 | 1,6% |
| Lesieur Cristal | 3 598 | 2 366 | 52,1% | 401 | 115 | MAD +286 Mn | 223 | 44 | MAD +179 Mn |
| Mutandis | 1 020 | 689 | 48,1% | 70 | 55 | 27,3% | 37 | 28 | 32,4% |
| Dari Couspate | 371 | 345 | 7,5% | 20 | 51 | -61,0% | 20 | 33 | -39,6% |
| Outmès | 984 | 743 | 32,4% | 56 | 14 | MAD +42 Mn | 27 | -25 | MAD +52 Mn |
| Unimer | 574 | 390 | 47,0% | 22 | -16 | MAD +38 Mn | -14 | -53 | MAD +39 Mn |
| Attijariwafa bank | 13 073 | 12 469 | 4,8% | 5 693 | 4 996 | 14,0% | 3 035 | 2 613 | 16,2% |
| BOA | 7 754 | 7 295 | 6,3% | 2 408 | 2 112 | 14,0% | 1 268 | 1 195 | 6,1% |
| BCP | 10 462 | 10 158 | 3,0% | 3 605 | 3 120 | 15,5% | 1 805 | 1 548 | 16,6% |
| Crédit du Maroc | 1 285 | 1 207 | 6,5% | 581 | 488 | 19,0% | 325 | 278 | 16,9% |
| CIH Bank | 1 624 | 1 501 | 8,2% | 503 | 432 | 16,4% | 299 | 265 | 13,0% |
| BMCI | 1 520 | 1 514 | 0,4% | 152 | 319 | -52,4% | 79 | 254 | -68,8% |
| SANLAM Maroc Assurance | 3 367 | 3 109 | 8,3% | -233 | 613 | MAD -846 Mn | -123 | 384 | MAD -507 Mn |
| Wafa Assurance | 5 894 | 5 474 | 7,7% | 647 | 422 | 53,2% | 554 | 376 | 47,4% |
| AtlantaSanad | 3 143 | 3 069 | 2,4% | 286 | 317 | -9,9% | 229 | 220 | 4,2% |
| AFMA | 134 | 117 | 14,9% | 60 | 54 | 11,8% | 37 | 34 | 8,9% |
| AGMA | 81 | 73 | 12,1% | 46 | 42 | 8,1% | 30 | 29 | 5,0% |
| TGCC | 2 240 | 1 171 | 91,2% | 146 | 115 | 26,8% | 94 | 64 | 47,1% |
| Delta Holding | 1 268 | 1 122 | 12,9% | 126 | 105 | 19,7% | 70 | 64 | 9,9% |
| SNEP | 624 | 517 | 20,6% | 128 | 89 | 42,6% | 62 | 46 | 33,0% |
| Sonasid | 2 452 | 2 045 | 19,9% | 112 | 66 | 68,4% | 60 | 47 | 26,2% |
| Colorado | 290 | 268 | 8,3% | 26 | 19 | 35,0% | 15 | 12 | 26,5% |
| Aluminium du Maroc | 810 | 553 | 46,5% | 94 | 55 | 69,7% | 33 | 12 | 174,4% |
| Jet Contractors | 1 038 | 749 | 38,7% | 68 | 26 | 164,9% | 11 | -33 | MAD +44 Mn |
| LafargeHolcim Maroc | 4 004 | 4 000 | 0,1% | 1 464 | 1 758 | -16,8% | 759 | 1 039 | -26,9% |
| Ciments du Maroc | 2 024 | 1 994 | 1,5% | 700 | 793 | -11,7% | 474 | 575 | -17,6% |
| Alliances | 826 | 737 | 12,0% | 170 | 146 | 16,6% | 75 | 42 | 79,2% |
| RDS | 294 | 327 | -10,2% | 5 | 47 | -89,5% | -17 | 6 | MAD -23 Mn |
| Addoha | 816 | 677 | 20,6% | 159 | 77 | 105,9% | 52 | 42 | 23,1% |
| Taq Morocco | 5 906 | 3 465 | 70,5% | 1 470 | 1 077 | 36,5% | 605 | 444 | 36,4% |
| Total Maroc | 9 508 | 5 562 | 70,9% | 499 | 558 | -10,7% | 327 | 361 | -9,3% |
| Afriquia Gaz | 5 226 | 3 459 | 51,1% | 554 | 486 | 14,0% | 344 | 319 | 7,9% |
| Label Vie | 6 201 | 5 326 | 16,4% | 276 | 224 | 23,5% | 219 | 160 | 36,5% |
| Auto Hall | 2 464 | 2 825 | -12,8% | 161 | 339 | -52,5% | 87 | 201 | -56,8% |
| Auto Nejma | 964 | 1 100 | -12,3% | 117 | 100 | 17,3% | 76 | 61 | 24,6% |
| Marsa Maroc | 1 993 | 1 742 | 14,4% | 689 | 477 | 44,3% | 384 | 258 | 49,0% |
| Managem | 5 466 | 3 011 | 81,5% | 1 292 | 190 | MAD +1102 Mn | 1 210 | 185 | MAD +1025 Mn |
| CMT | 213 | 191 | 11,6% | 106 | 64 | 66,2% | 74 | 54 | 36,8% |
| SMI | 419 | 296 | 41,5% | 28 | -79 | MAD +107 Mn | 29 | -77 | MAD +106 Mn |
| Disway | 973 | 924 | 5,2% | 75 | 85 | -11,3% | 49 | 58 | -15,5% |
| Disty Technologies | 256 | 202 | 26,5% | 19 | 14 | 41,6% | 7 | 8 | -11,8% |
| HPS | 468 | 367 | 27,6% | 85 | 59 | 45,0% | 68 | 37 | 83,8% |
| Microdata | 444 | 366 | 21,4% | 87 | 60 | 43,5% | 47 | 41 | 15,6% |
| S2M | 128 | 121 | 6,4% | 6 | 3 | 67,0% | 6 | 1 | MAD +5 Mn |
| Involys | 20 | 21 | -5,2% | 3 | 4 | -23,3% | 2 | 2 | 41,2% |
| M2M Group | 29 | 28 | 4,9% | -29 | -12 | MAD -17 Mn | -19 | -10 | MAD -9 Mn |
| Maghrebail | 230 | 138 | 66,9% | 109 | 71 | 53,9% | 57 | 49 | 16,5% |
| Maroc Leasing | 176 | 158 | 11,5% | 58 | 52 | 11,0% | 28 | 30 | -4,4% |
| Salafin | 195 | 193 | 1,1% | 78 | 71 | 10,0% | 48 | 44 | 8,9% |
| Eqdom | 301 | 276 | 8,8% | 80 | 39 | 107,0% | 46 | 20 | 128,5% |
| Aradei | 230 | 200 | 14,8% | 154 | 127 | 21,3% | 69 | 61 | 12,5% |
| Sothema | 1 150 | 973 | 18,3% | 260 | 198 | 31,3% | 158 | 131 | 20,9% |
| Ennaki Automobiles | 841 | 980 | -14,2% | 96 | 85 | 12,3% | 68 | 60 | 13,2% |
| Promopharm | 340 | 299 | 13,5% | 61 | 46 | 34,1% | 35 | 32 | 10,6% |
| Lydec | 3 610 | 3 456 | 4,5% | 52 | 73 | -28,5% | -10 | 8 | MAD -18 Mn |
| CTM | 271 | 243 | 11,5% | -7 | 4 | MAD -11 Mn | 7 | 5 | 46,2% |
| Maghreb Oxygène | 151 | 129 | 17,3% | 12 | 12 | -0,8% | 9 | 10 | -8,9% |
| Timar | 329 | 265 | 24,4% | 23 | 14 | 68,2% | 11 | 6 | 88,5% |
| Balima | 24 | 24 | 2,2% | 5 | 6 | -16,5% | 14 | 4 | MAD +10 Mn |
| Med Paper | 64 | 33 | 94,9% | 7 | -2 | MAD +9 Mn | 4 | -3 | MAD +8 Mn |
| Afric Industries | 22 | 26 | -18,0% | 6 | 8 | -21,9% | 4 | 6 | -21,3% |
| Immoyente Invest | 34 | 32 | 6,3% | 9 | 11 | -11,9% | 4 | -4 | MAD +8 Mn |
| Fenie Brossette | 282 | 270 | 4,6% | 13 | 6 | 126,3% | 19 | 1 | MAD +18 Mn |
| SRM | 147 | 105 | 39,7% | 1 | -6 | MAD +7 Mn | -2 | -10 | MAD +9 Mn |
| Zellidja | 282 | 271 | 4,2% | 11 | 1 | MAD +10 Mn | 9 | -2 | MAD +11 Mn |
| Rebab Company | 0 | 0 | 0,0% | 0 | 0 | MAD +0 Mn | 0 | 0 | MAD 0 Mn |
| Stroc | 39 | 28 | 41,0% | 1 | -12 | MAD +13 Mn | -7 | 7 | MAD -14 Mn |
| IB Maroc.com | NC | NC | - | NC | NC | - | NC | NC | - |
| Stokvis Nord Afrique | 111 | 188 | -40,9% | -6 | 7 | MAD -13 Mn | -27 | -9 | MAD -18 Mn |
| Risma | 427 | 203 | 110,2% | 62 | -87 | MAD +148 Mn | 30 | -127 | MAD +157 Mn |
| DLM | NC | NC | - | NC | NC | - | NC | NC | - |





CASABLANCA CLOSING

EQUITY

2021 DIVIDENDS

| Stock | DPS 2021 | DPS 2020 | Change | GM Date | Ex-Dividend Date | Date of payment |
|---------------------|---------------------------|--------------------------|--------|------------|------------------|-----------------|
| Addoha | - | - | - | 30/06/2022 | | |
| AFMA | 54 | 47 | 14,9% | 15/06/2022 | 12/07/2022 | 21/07/2022 |
| Afric Industries | 22 | 22 | 0,0% | 01/06/2022 | 21/06/2022 | 30/06/2022 |
| Afriquia Gaz | 140 | 125 | 12,0% | 18/04/2022 | 05/05/2022 | 16/05/2022 |
| Agma | 250 | 235 | 6,4% | 16/05/2022 | 18/07/2022 | 27/07/2022 |
| Alliances | - | - | - | 27/06/2022 | | |
| Aluminium du Maroc | 110 | 80 | 37,5% | 02/06/2022 | 21/06/2022 | 30/06/2022 |
| Aradei | 1,05 | 4,00 | -73,8% | 19/04/2022 | 06/05/2022 | 17/05/2022 |
| | 17,17 [Extraordinary DPS] | 8,35 [Extraordinary DPS] | | | | |
| AtlantaSanad | 5,2 | 4,5 | 15,6% | 17/05/2022 | 27/05/2022 | 07/06/2022 |
| Attijariwafa bank | 15 | 11 | 36,4% | 21/06/2022 | 05/07/2022 | 15/07/2022 |
| Auto Hall | 3,5 | 3,5 | 0,0% | 17/05/2022 | 09/06/2022 | 20/06/2022 |
| Auto Nejma | 86 | 60 | 43,3% | 06/04/2022 | 20/05/2022 | 31/05/2022 |
| Balima | 5,0 | 4,6 | 8,7% | 29/06/2022 | 26/07/2022 | 04/08/2022 |
| BCP | 8,5 | 8,0 | 6,3% | 24/06/2022 | 13/07/2022 | 22/07/2022 |
| BMCE Bank | 4 | 5 | -20,0% | 28/06/2022 | 14/07/2022 | 25/07/2022 |
| BMCI | 10 | 43 | -76,7% | 07/06/2022 | 15/06/2022 | 24/06/2022 |
| Crédit du Maroc | 25,90 | 4,55 | 469,2% | 14/06/2022 | 19/07/2022 | 28/07/2022 |
| Centrale Danone | - | - | - | 28/06/2022 | | |
| CIH | 14 | 8 | 75,0% | 15/06/2022 | | |
| Cimar | 95 | 90 | 5,6% | 31/05/2022 | 04/07/2022 | 15/07/2022 |
| | | 10 [Extraordinary DPS] | | | | |
| CMT | 88 | 120 | -26,7% | 27/06/2022 | 23/08/2022 | 01/09/2022 |
| Colorado | 2,03 | 1,45 | 39,7% | 29/04/2022 | 19/05/2022 | 30/05/2022 |
| | | 2,7 [Extraordinary DPS] | | | | |
| Cosumar | 6 | 6 | 0,0% | 15/06/2022 | 20/07/2022 | 29/07/2022 |
| CTM | 22 | - | - | 07/05/2022 | 15/09/2022 | 26/09/2022 |
| Dari Couspate | 95 | 120 | -20,8% | 29/06/2022 | 20/07/2022 | 29/07/2022 |
| Delta Holding | 1,3 | - | - | 17/05/2022 | 13/07/2022 | 19/07/2022 |
| Disty Technologies | 15 | - | - | 17/06/2022 | 17/06/2022 | 22/09/2022 |
| Disway | 40 | 35 | 14,3% | 11/05/2022 | 24/06/2022 | 05/07/2022 |
| | 30 [Extraordinary DPS] | | | | | |
| Delattre Levivier | - | - | - | 01/07/2022 | | |
| Ennaki | 2 | 2 | 1,1% | 09/05/2022 | 21/06/2022 | 30/06/2022 |
| Eqdom | 40 | 65 | -38,5% | 27/05/2022 | 16/06/2022 | 27/06/2022 |
| Fenie Brossette | - | - | - | 23/06/2022 | | |
| HPS | 55 | 50 | - | 28/06/2022 | 28/07/2022 | 08/08/2022 |
| IB Maroc | - | - | - | 30/06/2022 | | |
| Immorrente | 1,0 | 6 | - | 05/04/2022 | 19/04/2022 | 28/04/2022 |
| | 2,5 | - | - | | 27/06/2022 | 06/07/2022 |
| | 1,0 | - | - | | 20/09/2022 | 29/09/2022 |
| | 1,0 | - | - | | 13/12/2022 | 22/12/2022 |
| Involys | 5 [Extraordinary DPS] | 8 | -37,5% | 17/06/2022 | 19/12/2022 | 28/12/2022 |
| Jet Contractors | - | - | - | 20/06/2022 | | 28/12/2022 |
| Label Vie | 70,4 | 59,88 | 17,6% | 15/06/2022 | 12/07/2022 | 20/07/2022 |
| | 69,1 [Extraordinary DPS] | | | | 21/12/2022 | 30/12/2022 |
| LafargeHolcim Maroc | 66 | 50 | 32,0% | 17/05/2022 | 01/06/2022 | 10/06/2022 |
| Lesieur | 3,5 | - | - | 10/05/2022 | 24/06/2022 | 05/07/2022 |
| | | 3 [Extraordinary DPS] | | | | |
| Lydec | 8 | 0 | - | 08/06/2022 | 20/06/2022 | 29/06/2022 |
| M2M Group | 0 | - | - | 14/06/2022 | | |
| Maghreb Oxygène | 4 | 4 | 0,0% | 18/04/2022 | 05/05/2022 | 16/05/2022 |
| Maghrébail | 50 | 30 | 66,7% | 11/05/2022 | 30/06/2022 | 13/07/2022 |
| Managem | 20 | - | - | 03/06/2022 | 22/06/2022 | 03/07/2022 |
| Maroc Leasing | 14 | 12 | 16,7% | 27/06/2022 | 20/09/2022 | 29/09/2022 |
| IAM | 4,78 | 4,01 | 19,2% | 29/04/2022 | 06/09/2022 | 15/09/2022 |
| Marsa Maroc | 7 | 8 | -10,0% | 10/05/2022 | 06/06/2022 | 15/06/2022 |
| Med Paper | - | - | - | 28/06/2022 | | |
| Microdata | 27 | 33 | -18,2% | 22/06/2022 | 12/07/2022 | 21/07/2022 |
| Mutandis | 9 | 9 | 0,0% | 01/04/2022 | 23/06/2022 | 04/07/2022 |
| TGCC | 5,5 | 8,2 | -32,9% | 24/06/2022 | 04/08/2022 | 15/08/2022 |
| Oulmès | 12 | 0 | - | 12/05/2022 | 02/06/2022 | 13/06/2022 |
| Promopharm | 40 | 30 | 33,3% | 20/06/2022 | 08/07/2022 | 20/07/2022 |
| RDS | - | - | - | 30/06/2022 | | |
| Rebab | - | - | - | 29/06/2022 | | |
| Risma | - | - | - | 29/06/2022 | | |
| S2M | - | - | - | 30/06/2022 | | |
| SANLAM Maroc | 35 | 20 | 75,0% | 11/05/2022 | 04/07/2022 | 15/07/2022 |
| Salafin | 26,55 | - | - | 27/05/2022 | 07/06/2022 | 10/06/2022 |
| | 25,45 [Extraordinary DPS] | 52 [Extraordinary DPS] | | | | |
| SBM | 113 | 106 | 6,6% | 28/06/2022 | 22/07/2022 | 02/08/2022 |
| SMI | - | 50 | - | 03/06/2022 | | |
| SNEP | 20 | 15 | 33,3% | 22/06/2022 | 06/09/2022 | 15/09/2022 |
| Sonasid | 38 | 7 | 442,9% | 21/06/2022 | 20/07/2022 | 29/07/2022 |
| Sothema | 25 | 21 | 19,0% | 18/05/2022 | 24/06/2022 | 05/07/2022 |
| SRM | - | - | - | 17/06/2022 | | |
| Stokvis | 0 | - | - | 16/06/2022 | | |
| Stroc | - | - | - | 02/06/2022 | | |
| Taq Morocco | 35 | 35 | 0,0% | 24/05/2022 | 14/09/2022 | 23/09/2022 |
| Timar | 8 | - | - | 15/06/2022 | 09/09/2022 | 20/09/2022 |
| Total Maroc | 56 | 50 | - | 02/06/2022 | 21/06/2022 | 30/06/2022 |
| Unimer | 0 | 2 | - | 23/06/2022 | | |
| Wafa Assurance | 120 | 100 | 20,0% | 11/05/2022 | 09/06/2022 | 20/06/2022 |

Attijari Global Research

Mahat Zerhouni
+212 529 03 68 16
m.zerhouni@attijari.ma

Attijari Intermédiation

Anis Hares
+212 529 03 68 34
Alae Yahya
+212 529 03 68 15
Sofia Mohcine
+212 522 49 59 52



Attijari
Global Research