

CASABLANCA CLOSING

EQUITY

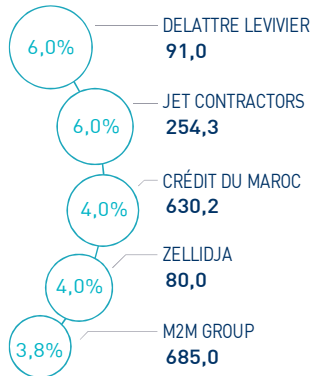
13 JANUARY 2022

MARKET INSIGHT

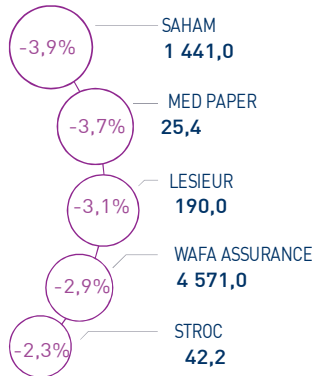
| | | | |
|----------------------------|----------------------------|----------------------------|------------------------------|
| MASI 13 588 pts | MSI20 1 109 pts | CAPI 703 MAD Bn | VOLUME 119 MAD Mn |
| ↗ Daily 0,42% | ↗ Daily 0,62% | ↗ High 703 | MC 119 |
| ↗ YTD 1,72% | ↗ YTD 2,11% | ↘ Low 687 | MB - |

THE DAY IN REVIEW

TOP PERFORMERS



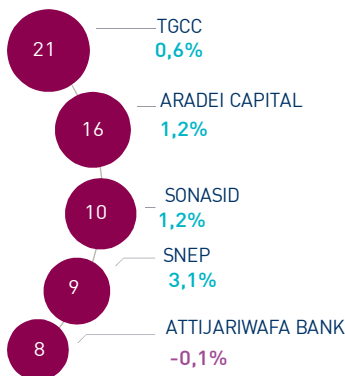
BOTTOM PERFORMERS



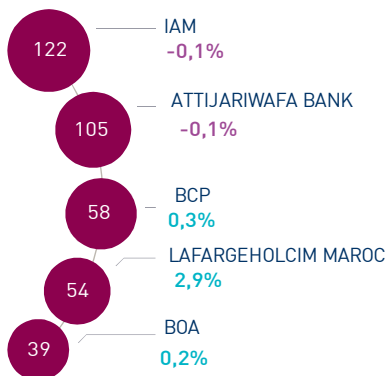
At the end of this trading session, the MASI index recorded an increase of 0.42% at 13,588 points. In this context, the annual performance of the market settles at 1.72%

Delattre Levier Maroc topped the highest increases recording a gain of 6.0%. In the opposite, Saham Assurance dropped by 3.9%, i.e. the strongest decline of this trading session.

MOST ACTIVE (MAD Mn)



LARGEST CAP (MAD Bn)



Volume on the central market reached MAD 119.0 Mn.

This was mainly driven by TGCC and Aradei Capital which monopolized almost 35% of the total flow.

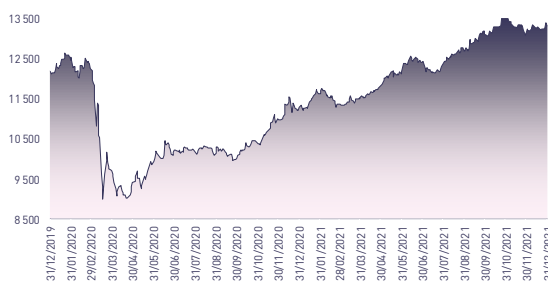
Attijari Global Research

Mahat Zerhouni
+212 529 03 68 16
m.zerhouni@attijari.ma

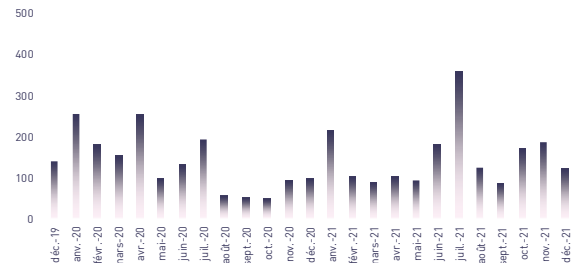
Attijari Intermédiation

Anis Hares
+212 529 03 68 34
Alae Yahya
+212 529 03 68 15
Sofia Mohcine
+212 529 03 68 21

MASI INDEX EVOLUTION (pts)



ADV- MONTHLY BASIS VOLUME (MAD Mn)



KEY ECONOMIC RELEASES/EVENTS OVER THE WEEK

| Jan. 13th | 2022

The reservoirs of the main dams in the country reached 5.5 billion m3 as of January 12th 2022, i.e. a filling rate of 34.2% compared to 43.9% on the same date of the previous year.

| Jan. 13th | 2022

According to the National Ports Agency (ANP), port traffic in Morocco should reach 92.8 MT in 2022, recording an increase of 2.4% compared to the forecasts of 2021.

| Jan. 12th | 2022

The World Bank forecasts a growth rate of the Moroccan economy of 3.2% for the year 2022.

| Jan. 10th | 2022

At the end of December 2021, Morocco's Official Reserve Assets reached MAD 331.2 Bn. These show an increase of 3.3% compared to the previous year.



Attijari
Global Research



CASABLANCA CLOSING

EQUITY



DAILY STOCK ON JANUARY 13th, 2022

| 13/01/2022 | Close | Day | YTD | Max 2022 | Min 2022 | Quantity | P/E 21E | P/B 21E | D/Y 21E |
|---------------------|----------|--------|--------|----------|----------|----------|---------|---------|---------|
| Addoha | 11,58 | 1,58% | 9,14% | 11,58 | 10,63 | 462 637 | N.S | 0,4 | 0,0% |
| AFMA | 1 350,0 | 0,00% | -0,74% | 1 368,0 | 1 350,0 | 1 | 20,0 | 16,5 | 3,7% |
| Afric Industries | 353,20 | 2,38% | 2,97% | 353,20 | 342,00 | 111 | 9,1 | 2,0 | 6,2% |
| Afrikaia Gaz | 5 351,0 | -0,98% | 0,96% | 5 404,0 | 5 205,0 | 2 | 28,8 | 5,5 | 2,3% |
| Agma | 4 500,0 | -1,10% | -4,86% | 4 730,0 | 4 500,0 | 29 | 15,6 | 7,8 | 5,4% |
| Alliances | 39,00 | 0,00% | 5,49% | 39,00 | 36,50 | 26 896 | 10,2 | 0,3 | 0,0% |
| Aluminium du Maroc | 1 425,0 | -0,21% | 2,37% | 1 428,0 | 1 392,0 | 23 | 27,4 | 1,7 | 5,6% |
| Aradej Capital | 419,95 | 1,19% | 1,19% | 419,95 | 403,00 | 39 298 | 32,2 | 1,2 | 2,9% |
| AtlantaSanad | 135,9 | -0,48% | 11,35% | 136,5 | 119,2 | 2 291 | 18,6 | 3,7 | 3,3% |
| Attijariwafa bank | 490,60 | -0,08% | 0,74% | 491,00 | 480,50 | 17 055 | 19,5 | 2,0 | 2,4% |
| Auto Hall | 114,0 | 1,79% | 10,68% | 114,0 | 103,0 | 13 586 | 22,0 | 3,2 | 3,5% |
| Auto Nejma | 1 941,00 | 0,00% | 0,00% | 1 941,00 | 1 941,00 | 0 | 16,3 | 2,0 | 3,6% |
| Balima | 113,5 | 0,44% | 3,18% | 113,5 | 110,0 | 25 | 25,9 | 1,7 | 4,1% |
| BCP | 287,00 | 0,35% | 2,15% | 287,00 | 278,00 | 28 314 | 22,3 | 1,5 | 2,8% |
| BoA | 188,5 | 0,24% | 0,24% | 188,9 | 186,0 | 645 | 20,4 | 1,6 | 2,7% |
| BMCI | 650,00 | 1,56% | 0,46% | 658,00 | 631,00 | 5 018 | 20,6 | 1,2 | 4,6% |
| Cartier Saada | 30,5 | -1,61% | 0,00% | 31,0 | 30,0 | 1 765 | N.S | 1,6 | 0,0% |
| Centrale Danone | 433,00 | 0,00% | 0,00% | 433,00 | 433,00 | 0 | N.S | N.S | 0,0% |
| CIH | 348,0 | -0,27% | 2,65% | 349,0 | 334,0 | 5 220 | 22,7 | 1,9 | 2,9% |
| Cimar | 1 908,00 | -0,16% | 0,42% | 1 911,00 | 1 856,00 | 55 | 25,4 | 7,5 | 5,0% |
| CMT | 1 770,0 | 0,00% | 0,57% | 1 770,0 | 1 720,0 | 400 | 20,9 | 5,0 | 5,6% |
| Colorado | 67,91 | 0,00% | -0,13% | 67,91 | 67,90 | 0 | 33,8 | 2,6 | 6,1% |
| Cosumar | 271,0 | 0,35% | 3,81% | 271,0 | 260,3 | 2 864 | 27,8 | 4,6 | 2,6% |
| Crédit du Maroc | 630,20 | 3,99% | 5,03% | 630,20 | 600,00 | 94 | 13,9 | 1,1 | 2,2% |
| CTM | 726,8 | -1,52% | -1,77% | 739,9 | 703,0 | 320 | N.S | 3,4 | 0,0% |
| Dari Couspate | 5 250,00 | 0,00% | 0,00% | 5 250,00 | 5 250,00 | 0 | 23,8 | 4,2 | 2,3% |
| Delattre Levivier | 91,0 | 5,99% | 51,60% | 91,0 | 61,0 | 429 | N.S | N.S | 0,0% |
| Delta Holding | 31,90 | -0,31% | -3,33% | 33,00 | 31,90 | 150 | 20,3 | 1,3 | 3,8% |
| Diac Salaf | 26,3 | 0,00% | 0,00% | 26,3 | 26,3 | 0 | N.S | N.S | 0,0% |
| Disway | 734,90 | 2,64% | 4,24% | 734,90 | 696,10 | 310 | 15,6 | 2,0 | 4,8% |
| Ennakl | 36,5 | 0,00% | 4,14% | 36,5 | 34,5 | 0 | 10,0 | 1,9 | 5,8% |
| Eqdom | 1 420,00 | 0,00% | 4,11% | 1 427,00 | 1 321,00 | 0 | 27,2 | 1,6 | 4,9% |
| Fenie Brossette | 150,0 | -0,92% | 5,63% | 158,0 | 146,9 | 732 | N.S | 2,0 | 0,0% |
| HPS | 6 900,00 | 0,00% | 1,77% | 6 900,00 | 6 750,00 | 0 | N.S | 8,8 | 0,7% |
| IAM | 139,0 | -0,14% | -0,32% | 139,3 | 138,0 | 28 494 | 21,1 | 8,2 | 4,3% |
| IB Maroc | 37,00 | -0,24% | 5,71% | 37,09 | 35,00 | 176 | N.S | N.S | 0,0% |
| Immoyente | 101,4 | -0,10% | -2,97% | 104,0 | 101,4 | 631 | N.S | 1,3 | 5,9% |
| Involys | 127,65 | 2,20% | 2,28% | 127,65 | 124,50 | 40 | 14,4 | 0,5 | 0,0% |
| Jet Contractors | 254,3 | 5,96% | 10,57% | 254,3 | 229,0 | 7 990 | N.S | 0,9 | 0,0% |
| Label Vie | 5 050,00 | 1,00% | 2,02% | 5 050,00 | 4 900,00 | 1 085 | 41,5 | 6,1 | 1,2% |
| LafargeHolcim Maroc | 2 295,0 | 2,87% | 4,32% | 2 295,0 | 2 181,0 | 2 830 | 28,3 | 4,7 | 2,9% |
| Lesieur | 190,00 | -3,06% | -3,06% | 196,00 | 190,00 | 115 | N.S | 3,0 | 1,6% |
| LYDEC | 280,0 | 2,96% | 18,62% | 280,0 | 236,1 | 360 | N.S | 1,3 | 0,0% |
| M2M Group | 685,00 | 3,79% | 4,90% | 685,00 | 634,20 | 97 | N.S | 2,6 | 0,0% |
| Maghreb Oxygène | 403,0 | 0,00% | -0,25% | 403,0 | 390,5 | 0 | 16,0 | 1,2 | 1,0% |
| Maghrébaïl | 815,00 | 0,00% | 0,00% | 815,00 | 815,00 | 0 | 11,6 | 1,2 | 3,7% |
| Managem | 1 647,0 | 0,00% | 4,90% | 1 647,0 | 1 600,0 | 276 | 44,9 | 3,6 | 1,2% |
| Maroc Leasing | 400,00 | 0,00% | 0,00% | 400,00 | 400,00 | 0 | 18,8 | 1,1 | 3,0% |
| Marsa Maroc | 290,0 | 1,40% | 3,61% | 290,0 | 282,0 | 24 833 | N.S | 6,2 | 2,8% |
| Med Paper | 25,42 | -3,71% | 16,93% | 26,40 | 22,44 | 16 540 | N.S | N.S | 0,0% |
| Microdata | 655,1 | 0,32% | -3,52% | 670,0 | 653,0 | 7 | 13,6 | 5,4 | 5,0% |
| Mutandis | 248,00 | -0,36% | 0,00% | 248,90 | 248,00 | 546 | 30,8 | 2,0 | 3,4% |
| Oulmès | 1 070,0 | 0,00% | 1,90% | 1 070,0 | 1 052,0 | 0 | N.S | 3,9 | 0,0% |
| Promopharm | 1 140,00 | 0,00% | 0,00% | 1 140,00 | 1 140,00 | 14 | 18,0 | 2,7 | 2,6% |
| Rebab | 110,0 | 0,00% | 0,00% | 110,0 | 110,0 | 0 | N.S | 0,7 | 0,0% |
| RDS | 29,95 | -0,10% | 8,91% | 29,98 | 27,86 | 4 970 | N.S | 0,2 | 0,0% |
| Risma | 107,0 | -1,56% | -2,51% | 109,8 | 107,0 | 111 | N.S | 1,5 | 0,0% |
| S2M | 200,00 | 0,00% | -4,17% | 208,70 | 200,00 | 0 | N.S | 5,1 | 0,0% |
| Saham Assurance | 1 441,0 | -3,93% | -0,62% | 1 500,0 | 1 441,0 | 1 | 7,7 | 1,1 | 2,1% |
| Salafin | 676,00 | 0,15% | -0,59% | 698,90 | 671,00 | 2 011 | 24,2 | 2,4 | 0,0% |
| Samir | 127,8 | 0,00% | 0,00% | 127,8 | 127,8 | 0 | N.S | N.S | 0,0% |
| SBM | 2 859,00 | 0,00% | -0,03% | 2 860,00 | 2 859,00 | 0 | 25,2 | 4,6 | 4,1% |
| SMI | 1 525,0 | 3,39% | 1,73% | 1 525,0 | 1 455,0 | 42 | N.S | 2,1 | 0,0% |
| SNEP | 772,90 | 3,05% | 7,35% | 772,90 | 735,00 | 11 339 | 16,4 | 2,2 | 2,6% |
| Sonasid | 680,0 | 1,19% | 10,57% | 680,0 | 608,0 | 14 512 | 22,1 | 1,9 | 2,2% |
| Sothema | 1 495,00 | -0,33% | 1,01% | 1 500,00 | 1 480,00 | 375 | 41,1 | 2,8 | 1,4% |
| SRM | 147,0 | 0,00% | -2,94% | 151,5 | 146,0 | 0 | N.S | 0,3 | 0,0% |
| Stokvis | 18,29 | 1,05% | 11,25% | 18,29 | 16,40 | 6 666 | N.S | N.S | 0,0% |
| Stroc Industrie | 42,2 | -2,31% | 11,05% | 43,2 | 39,3 | 725 | 3,6 | N.S | 0,0% |
| TAQA Morocco | 1 140,00 | 3,26% | 8,57% | 1 140,00 | 1 053,00 | 1 251 | 27,8 | 4,7 | 3,2% |
| TGCC | 178,1 | 0,62% | 4,52% | 178,1 | 168,0 | 119 779 | 23,3 | 4,5 | 3,0% |
| Timar | 141,00 | 0,00% | 2,25% | 141,00 | 137,90 | 2 | 3,7 | 0,3 | 0,0% |
| Total Maroc | 1 770,0 | 1,14% | 2,91% | 1 770,0 | 1 720,0 | 104 | 24,2 | 6,3 | 3,4% |
| UNIMER | 141,40 | 0,00% | 0,00% | 141,40 | 141,40 | 0 | N.S | 1,4 | 0,0% |
| Wafa Assurance | 4 571,0 | -2,89% | -5,75% | 4 850,0 | 4 571,0 | 35 | 22,1 | 2,5 | 2,6% |
| Zellidja | 80,02 | 3,99% | 4,18% | 80,02 | 74,00 | 1 | N.S | 1,0 | 0,0% |
| MASI | 13 588,2 | 0,42% | 1,72% | 13 588,2 | 13 278,5 | - | 21,9 | 4,2 | 3,1% |

Multiples reflect 2021E forecast results reported to the current stock market capitalization



Attijari
Global Research



CASABLANCA CLOSING

EQUITY

H1-2021 FINANCIAL FIGURES

| MAD Mn | Turnover | | | EBIT | | | Net Income (Group Share) | | |
|----------------------|----------|---------|--------|---------|---------|--------------|--------------------------|---------|--------------|
| | H1 2021 | H1 2020 | Change | H1 2021 | H1 2020 | Change | H1 2021 | H1 2020 | Change |
| Maroc Telecom | 17 780 | 18 323 | -3,0% | 5 557 | 5 836 | -4,8% | 2 827 | 1 969 | 43,6% |
| Cosumar | 4 382 | 4 260 | 2,9% | 702 | 693 | 1,3% | 477 | 367 | 30,2% |
| Lesieur Cristal | 2 366 | 2 067 | 14,5% | 115 | 143 | -19,6% | 44 | 63 | -30,2% |
| SBM | 1 007 | 877 | 14,8% | 172 | 116 | 48,0% | 108 | 33 | 230,0% |
| Mutandis | 689 | 683 | 0,9% | 55 | 62 | -11,7% | 28 | 33 | -16,0% |
| Dari Couspate | 345 | 329 | 4,9% | 51 | 48 | 7,2% | 33 | 32 | 4,0% |
| Unimer | 390 | 483 | -19,1% | -16 | 24 | MAD 40 Mn | -53 | -16 | MAD -37 Mn |
| Oulmès | 743 | 630 | 18,0% | 14 | -29 | MAD 43 Mn | -25 | -76 | MAD 51 Mn |
| Attijariwafa bank | 12 469 | 12 383 | 0,7% | 4 996 | 2 692 | 85,6% | 2 613 | 1 248 | 109,3% |
| BOP | 10 158 | 10 003 | 1,5% | 3 120 | 1 604 | 94,5% | 1 548 | 1 015 | 52,5% |
| BOA | 7 295 | 7 040 | 3,6% | 2 112 | 810 | 160,9% | 1 195 | 373 | 220,3% |
| BMCI | 1 514 | 1 554 | -2,6% | 319 | 143 | 122,7% | 254 | 61 | 313,2% |
| CIH Bank | 1 501 | 1 403 | 7,0% | 432 | 25 | MAD 407 Mn | 265 | 46 | MAD 219 Mn |
| Crédit du Maroc | 1 207 | 1 199 | 0,7% | 488 | 63 | MAD 425 Mn | 278 | 24 | MAD 254 Mn |
| Wafa Assurance | 5 256 | 4 697 | 11,9% | 403 | -116 | MAD 520 Mn | 362 | -191 | MAD 554 Mn |
| Saham Assurance | 3 109 | 2 870 | 8,3% | 613 | -167 | MAD 780 Mn | 384 | -104 | MAD 488 Mn |
| Atlanta | 3 069 | 2 921 | 5,1% | 317 | 275 | 15,4% | 220 | 212 | 3,7% |
| AFMA | 117 | 114 | 2,6% | 54 | 56 | -4,4% | 34 | 31 | 7,7% |
| AGMA | 73 | 68 | 6,4% | 42 | 39 | 8,4% | 29 | 27 | 5,8% |
| Sonasid | 2 045 | 1 207 | 69,4% | 66 | -35 | MAD 102 Mn | 47 | -43 | MAD 90 Mn |
| Delta Holding | 1 122 | 1 135 | -1,1% | 105 | 136 | -22,6% | 64 | 90 | -29,2% |
| SNEP | 517 | 404 | 28,0% | 89 | 56 | 59,5% | 46 | 24 | 95,4% |
| Jet Contractors | 749 | 656 | 14,2% | 26 | 58 | -55,7% | -33 | 21 | MAD -54 Mn |
| Aluminium du Maroc | 553 | 371 | 49,0% | 55 | 11 | MAD 44 Mn | 12 | -16 | MAD 28 Mn |
| Colorado | 268 | 175 | 52,8% | 19 | -5 | MAD 25 Mn | 12 | -10 | MAD 22 Mn |
| LafargeHolcim Maroc | 4 000 | 3 185 | 25,6% | 1 758 | 1 411 | 24,6% | 1 039 | 431 | 141,0% |
| Ciments du Maroc | 1 994 | 1 692 | 17,9% | 793 | 526 | 50,7% | 575 | 190 | 202,4% |
| Addoha | 677 | 438 | 54,7% | 77 | -166 | MAD 243 Mn | 42 | -80 | MAD 122 Mn |
| Alliances | 737 | 668 | 10,5% | 146 | 70 | 107,4% | 42 | 9 | 362,0% |
| RDS | 327 | 473 | -30,8% | 47 | -3 | MAD 50 Mn | 6 | -36 | MAD 42 Mn |
| Total Maroc | 5 562 | 4 433 | 25,5% | 558 | 96 | MAD 462 Mn | 361 | 68 | MAD 293 Mn |
| Taqi Morocco | 3 465 | 4 016 | -13,7% | 1 077 | 1 100 | -2,1% | 444 | 428 | 3,7% |
| Afriquia Gaz | 3 459 | 2 959 | 16,9% | 486 | 65 | MAD 421 Mn | 319 | 48 | MAD 271 Mn |
| Label Vie | 5 326 | 5 381 | -1,0% | 224 | 237 | -5,7% | 160 | 191 | -16,3% |
| Auto Hall | 2 825 | 1 236 | 128,6% | 339 | 16 | MAD 323 Mn | 201 | -29 | MAD 229 Mn |
| Auto Nejma | 1 100 | 841 | 30,7% | 100 | 65 | 55,0% | 61 | 39 | 55,5% |
| Marsa Maroc | 1 742 | 1 454 | 19,8% | 477 | 432 | 10,4% | 258 | 73 | 251,6% |
| Managem | 3 011 | 2 379 | 26,6% | 190 | 303 | -37,4% | 185 | 98 | 88,0% |
| CMT | 191 | 190 | 0,6% | 64 | 54 | 18,0% | 54 | 42 | 30,9% |
| SMI | 296 | 440 | -32,6% | -79 | 59 | MAD 139 Mn | -77 | 61 | MAD -138 Mn |
| HPS | 367 | 319 | 15,1% | 59 | 62 | -4,5% | 37 | 49 | -25,5% |
| Disway | 924 | 826 | 12,0% | 85 | 62 | 36,3% | 58 | 44 | 33,6% |
| Microdata | 366 | 419 | -12,7% | 60 | 72 | -16,6% | 41 | 49 | -17,1% |
| S2M | 121 | 107 | 13,1% | 3 | -14 | MAD 17 Mn | 1 | -22 | MAD 23 Mn |
| M2M Group | 28 | 50 | -44,8% | -12 | 10 | MAD -22 Mn | -10 | 15 | MAD -24 Mn |
| Involys | 21 | 19 | 11,6% | 4 | 3 | 59,3% | 1,7 | 1 | 54,5% |
| Eqdom | 276 | 250 | 10,4% | 39 | 52 | -26,3% | 20 | 22 | -7,6% |
| Salafin | 193 | 183 | 5,7% | 71 | 30 | 134,7% | 44 | 18 | 140,5% |
| Maghrebaill | 138 | 189 | -27,3% | 71 | 23 | 214,6% | 49 | 8 | MAD 41 Mn |
| Maroc Leasing | 158 | 123 | 28,9% | 52 | 39 | 31,9% | 30 | 15 | 103,3% |
| Risma | 203 | 327 | -37,8% | -87 | -45 | MAD -42 Mn | -127 | -69 | MAD -59 Mn |
| Sothema | 973 | 831 | 17,1% | 198 | 183 | 8,2% | 131 | 112 | 17,0% |
| Promopharm | 299 | 256 | 16,8% | 46 | 33 | 37,9% | 32 | 19 | 64,4% |
| CTM | 243 | 174 | 39,5% | 4 | -51 | MAD 54 Mn | 5 | -45 | MAD 50 Mn |
| Timar | 265 | 202 | 31,2% | 14 | 2 | MAD 12 Mn | 6 | -2 | MAD 8 Mn |
| Maghreb Oxygène | 129 | 111 | 16,6% | 12 | 1 | MAD 11 Mn | 10 | 3 | MAD 7 Mn |
| Nexans Maroc | 1 064 | 886 | 20,0% | 79 | 46 | 71,3% | 49 | 14 | 246,5% |
| Immoyente Invest | 32 | 30 | 7,5% | 11 | 13 | -14,6% | -4 | 5 | MAD -9 Mn |
| Afric Industries | 26 | 17 | 54,2% | 8 | 3 | 131,9% | 6 | 3 | 115,9% |
| Lydec | 3 456 | 3 382 | 2,2% | 73 | -10 | MAD 82 Mn | 8 | -26 | MAD 34 Mn |
| Aradei | 200 | 124 | 61,7% | 127 | 80 | 59,5% | 61 | 23 | 162,1% |
| Med Paper | 33 | 23 | 43,8% | -2 | -6 | MAD 3 Mn | -4 | -8 | MAD 4 Mn |
| Fenie Brossette | 270 | 181 | 48,6% | 6 | -15 | MAD 21 Mn | 1 | -19 | MAD 20 Mn |
| IB Maroc.com | 0 | 6 | -95,2% | -6 | -3 | MAD - Mn | -6 | -5 | MAD -1 Mn |
| Stokvis Nord Afrique | 188 | 107 | 75,0% | 7 | -3 | MAD 10 Mn | -9 | -9 | MAD 1 Mn |
| Stroc | 28 | 12 | 136,1% | -12 | -20 | MAD 8 Mn | 7 | -28 | MAD 35 Mn |
| Centrale Danone | 2 130 | 2 281 | -6,6% | -45 | -10 | MAD -35 Mn | -88 | -37 | MAD -51 Mn |
| SRM | 105 | 91 | 16,2% | -6 | 0 | MAD -6 Mn | -10 | -4 | MAD -7 Mn |
| Balima | 24 | 23 | 2,3% | 6 | 7 | -15,9% | 4 | 6 | -32,8% |
| DLM | 59 | 143 | -58,5% | -49 | -18 | MAD -31 Mn | -47 | -19 | MAD -27 Mn |
| Zellidja | 271 | 181 | 49,2% | 1 | -18 | MAD 18 Mn | -2 | -14 | MAD 12 Mn |
| Rebab Company | 0,02 | 0,02 | 0,0% | -0,23 | -0,19 | MAD -0,04 Mn | -1,09 | -0,88 | MAD -0,21 Mn |
| Ennakl Automobiles | 962 | 512 | 88,1% | 81 | 38 | 113,2% | 55 | 18 | 211,3% |





CASABLANCA CLOSING

EQUITY

2020 DIVIDENDS

| Stock | DPS 2020 | DPS 2019 | Change | GM Date | Ex-Dividend Date | Date of payment |
|---------------------|--|---|--------|------------|------------------|-----------------|
| Addoha | 0 | 0 | - | 22/06/2021 | | |
| AFMA | 47 | 50 | -6% | 08/06/2021 | 16/08/2021 | 26/08/2021 |
| Afric Industries | 22 | 20 | 10% | 25/05/2021 | 06/07/2021 | 15/07/2021 |
| Afrikaia Gaz | 125 | 125 | 0% | 24/03/2021 | 07/04/2021 | 16/04/2021 |
| Agma Lahlou-Tazi | 235 | 225 | 4% | 28/05/2021 | 13/07/2021 | 27/07/2021 |
| Alliances | 0 | 0 | | 25/06/2021 | | |
| ALM | 80 | 70 | 14% | 03/06/2021 | 21/06/2021 | 30/06/2021 |
| Aradei | 4 (Ordinary DPS) 8,35 (Extraordinary DPS) | 15,5 | -100% | 06/05/2021 | 03/06/2021 | 14/06/2021 |
| AtlantaSanad | 4,5 | 3,3 | 36% | 20/05/2021 | 09/06/2021 | 18/06/2021 |
| Attijariwafa bank | 11 | 13,5 (Extraordinary DPS) | -19% | 27/05/2021 | 05/07/2021 | 27/08/2021 |
| Auto Hall | 3,5 | 3,5 | 0% | 25/05/2021 | 17/06/2021 | 28/06/2021 |
| Auto Nejma | 60 | 94 | -36% | 20/05/2021 | 21/06/2021 | 30/06/2021 |
| Balima | 4,6 | 4,6 | 0% | 29/06/2021 | 16/07/2021 | 02/08/2021 |
| BCP | 8 | 8 | 0% | 24/06/2021 | 09/08/2021 | 24/09/2021 |
| BoA | 5 | 5 | 0% | 29/06/2021 | 15/07/2021 | 29/07/2021 |
| BMCI | 43 | 0 | - | 07/05/2021 | 20/05/2021 | 31/05/2021 |
| Cartier Saada | 0 | 0 | - | 08/09/2021 | | |
| CDM | 4,55 | 18,7 | -76% | 09/06/2021 | 29/06/2021 | 08/07/2021 |
| Centrale Danone | 0 | 0 | - | 16/06/2021 | | |
| CIH | 8 | 14 | -43% | 16/06/2021 | 07/07/2021 | 16/07/2021 |
| Cimar | 90 (Ordinary DPS) 10 (Extraordinary DPS) | 85 (Ordinary DPS) 15 (Extraordinary DPS) | -10% | 28/05/2021 | 06/07/2021 | 15/07/2021 |
| CMT | 120 | 0 | - | 28/06/2021 | 30/08/2021 | 08/09/2021 |
| Colorado | 1,45 (Ordinary DPS) 2,7 (Extraordinary DPS) | 0 | - | 27/04/2021 | 18/05/2021 | 27/05/2021 |
| Cosumar | 6 | 7 | -14% | 03/06/2021 | 07/07/2021 | 16/07/2021 |
| CTM | 0 | 0 | - | 08/06/2021 | | |
| Dari Couspate | 120 | 95 | 26% | 29/06/2021 | 14/07/2021 | 28/07/2021 |
| Delta Holding | 0 | 0 | - | 18/05/2021 | | |
| Disway | 35 | 28 | 25% | 18/05/2021 | 24/06/2021 | 05/07/2021 |
| DLM | 0 | 0 | - | 29/06/2021 | | |
| Ennaki | 1,83 | 0,79 | 132% | 17/05/2021 | 16/06/2021 | 25/06/2021 |
| Eqdom | 65 | 0 | - | 27/05/2021 | 18/06/2021 | 29/06/2021 |
| Fenie Brossette | 0 | 0 | - | 28/06/2021 | | |
| HPS | 50 | 0 | - | 28/06/2021 | 15/07/2021 | 29/07/2021 |
| IB Maroc | 0 | 0 | - | 30/06/2021 | | |
| Immoyente | 6 | 6,5 | -8% | 13/04/2021 | 20/12/2021 | 28/12/2021 |
| Involys | 8 | 0 | - | 01/11/2021 | 16/11/2021 | 26/11/2021 |
| Jet Contractors | 0 | 0 | - | 31/05/2021 | | |
| Label Vie | 59,88 | 56 | 6% | 25/06/2021 | 04/08/2021 | 17/08/2021 |
| LafargeHolcim Maroc | 50 | 32 | 56% | 15/04/2021 | 03/05/2021 | 12/05/2021 |
| Lesieur Cristal | 3 | 3 | 0% | 21/10/2021 | 17/11/2021 | 29/11/2021 |
| Lydec | 0 | 0 | - | 28/06/2021 | | |
| M2M | 0 | 0 | - | 29/06/2021 | | |
| Maghreb Oxygène | 4 | 4 | 0% | 25/03/2021 | 08/04/2021 | 19/04/2021 |
| Maghrebail | 30 | 50 | -40% | 27/04/2021 | 01/07/2021 | 12/07/2021 |
| Managem | 0 | 0 | - | 27/05/2021 | | |
| Maroc Leasing | 12 | 0 | - | 28/06/2021 | 15/09/2021 | 24/09/2021 |
| Maroc Telecom | 4,01 | 5,54 | -28% | 30/04/2021 | 06/09/2021 | 15/09/2021 |
| Marsa Maroc | 8,0 | 9,7 | -18% | 30/06/2021 | 26/07/2021 | 05/08/2021 |
| Med Paper | 0 | 0 | - | 25/06/2021 | | |
| Microdata | 33 | 30 | 10% | 23/06/2021 | 12/07/2021 | 26/07/2021 |
| Mutandis | 8,5 | 8,5 | 0% | 01/04/2021 | 23/06/2021 | 02/07/2021 |
| Nexans | 10 | 5 | 100% | 28/06/2021 | 13/07/2021 | 27/07/2021 |
| Oulmès | 0 | 0 | - | 04/05/2021 | | |
| Promopharm | 30 | 0 | - | 24/06/2021 | 12/07/2021 | 26/07/2021 |
| RDS | 0 | 0 | - | 27/05/2021 | | |
| Rebab Company | 0 | 0 | - | 30/06/2021 | | |
| Risma | 0 | 0 | - | 29/06/2021 | | |
| S2M | 0 | 0 | - | 30/06/2021 | | |
| Saham Assurance | 20 | 30 | -33% | 10/05/2021 | 06/07/2021 | 15/07/2021 |
| Salafin | | 22 (Ordinary DPS) | - | 11/06/2021 | | |
| | 52 (Extraordinary DPS) | 22 (Extraordinary DPS) | 136% | 30/06/2021 | 12/07/2021 | 26/07/2021 |
| SBM | 106 | 136 | -22% | 30/04/2021 | 24/05/2021 | 02/06/2021 |
| SMI | 50 | 0 | - | 27/05/2021 | 22/06/2021 | 01/07/2021 |
| SNEP | 15 | 0 | - | 24/06/2021 | 09/09/2021 | 20/09/2021 |
| Sonassid | 7 | 0 | - | 08/06/2021 | 22/06/2021 | 01/07/2021 |
| Sothema | 21 | 17 | 25% | 26/05/2021 | 15/07/2021 | 29/07/2021 |
| SRM | 0 | 0 | - | 17/06/2021 | | |
| Stokvis | 0 | 0 | - | 17/06/2021 | | |
| Stroc Industrie | 0 | 0 | - | 03/06/2021 | | |
| Taqa Morocco | 35 | 36 | -3% | 07/06/2021 | 07/07/2021 | 16/07/2021 |
| Timar | 0 | 0 | - | 26/05/2021 | | |
| Total Maroc | 50,39 | 56 | -10% | 03/06/2021 | 21/06/2021 | 30/06/2021 |
| Unimer | 1,5 | 3,0 | -50% | 24/06/2021 | 17/09/2021 | 28/09/2021 |
| Wafa Assurance | 100 | 120 | -17% | 04/05/2021 | 10/06/2021 | 21/06/2021 |
| Zellidja | 0 | 0 | - | 30/06/2021 | | |

Attijari Global Research

Mahat Zerhouni
+212 529 03 68 16
m.zerhouni@attijari.ma

Attijari Intermédiation

Anis Hares
+212 529 03 68 34
Alae Yahya
+212 529 03 68 15
Sofia Mohcine
+212 522 49 59 52



Attijari
Global Research