


# CASABLANCA CLOSING EQUITY

## MARKET INSIGHT

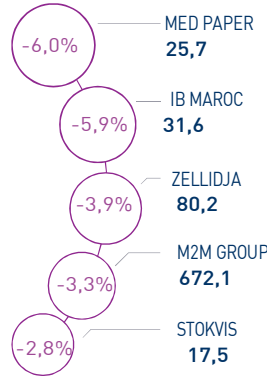
<b>  MASI  </b> 13 282 pts	<b>  MADEX  </b> 10 765 pts	<b>  CAPI  </b> 684 MAD Bn	<b>  VOLUME  </b> 151 MAD Mn
↓ Daily -0,02%	↓ Daily -0,01%	↑ High 699	MC 151
↑ YTD 17,67%	↑ YTD 17,14%	↓ Low 581	MB -

## THE DAY IN REVIEW

### TOP PERFORMERS



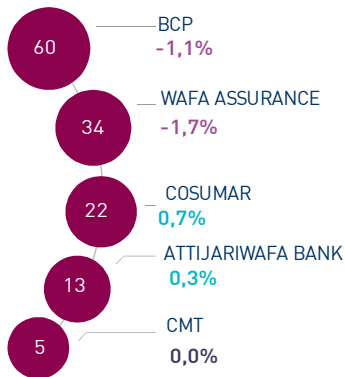
### BOTTOM PERFORMERS



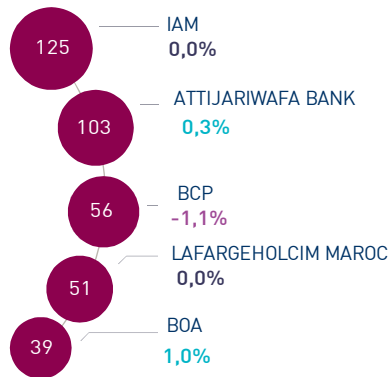
At the end of this trading session, the MASI index recorded a slight decrease of 0.02% at 13,282 points. In this context, the annual performance of the market settles at 17.67%.

RDS topped the highest increases recording a gain of 1.7%. In the opposite, Med Paper dropped by 6.0%, i.e. the strongest decline of this trading session.

### MOST ACTIVE (MAD Mn)



### LARGEST CAP (MAD Bn)



Volume on the central market reached MAD 151.0 Mn.

This was mainly driven by BCP and Wafa Assurance which monopolized almost 62% of the total flow.

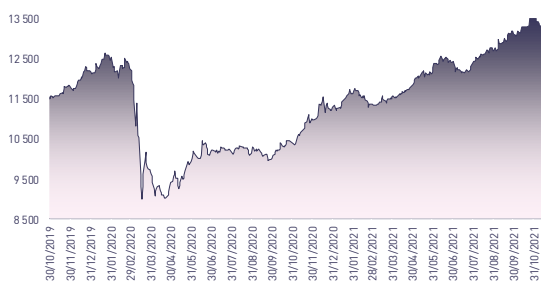
### Attijari Global Research

Mahat Zerhouni  
+212 529 03 68 16  
m.zerhouni@attijari.ma

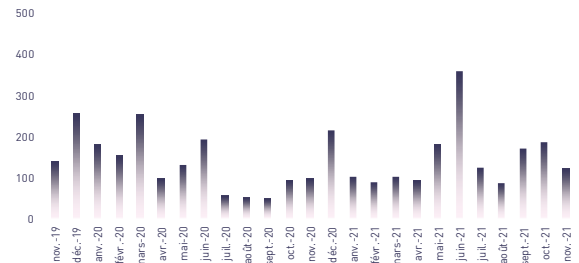
### Attijari Intermédiation

Anis Hares  
+212 529 03 68 34  
Alae Yahya  
+212 529 03 68 15  
Sofia Mohcine  
+212 529 03 68 21

## MASI INDEX EVOLUTION (pts)



## ADV- MONTHLY BASIS VOLUME (MAD Mn)



## KEY ECONOMIC RELEASES/EVENTS OVER THE WEEK

### | Dec. 14<sup>th</sup> | 2021

Attijariwafa bank : Subordinated bond issuance for an amount of MAD 2 Bn with a 7-year maturity. The risk premium ranges from 40 BPS to 55 BPS.

### | Dec. 14<sup>th</sup> | 2021

Attijariwafa bank : Subordinated perpetual bond issuance for an amount of MAD 1 Bn. The risk premium ranges from 205 BPS to 235 BPS.

### | Dec. 13<sup>th</sup> | 2021

On December 28<sup>th</sup> 2021, Immorente Invest will payout a quarterly dividend of MAD 0.75 per share, bringing the total dividend paid in 2021 to MAD 6 per share.

### | Dec. 13<sup>th</sup> | 2021

According to the last forecasts of the IMF, Morocco's GDP growth rate is expected to stand at 6.3% in 2021. In 2022, the country's economy is expected to grow by 3.0%.



Attijari  
Global Research



# CASABLANCA CLOSING

## EQUITY

### DAILY STOCK ON DECEMBER 14<sup>th</sup>, 2021

14/12/2021	Close	Day	YTD	Max 2021	Min 2021	Quantity	P/E 20R	P/B 20R	D/Y 20R
Addoha	10,99	-1,87%	71,99%	13,50	6,08	148 431	N.S	0,4	0,0%
AFMA	1 319,0	0,00%	18,19%	1 387,0	1 090,0	1	24,8	21,4	3,6%
Afric Industries	345,00	0,00%	24,55%	352,90	270,00	3	12,7	2,1	6,4%
Afriquia Gaz	5 011,0	0,00%	35,80%	5 550,0	3 829,0	0	26,8	5,5	2,5%
Agma	4 266,0	0,00%	14,77%	4 800,0	3 791,0	0	17,0	8,1	5,5%
Alliances	40,00	0,00%	11,27%	47,52	29,88	25 552	N.S	0,3	0,0%
Aluminium du Maroc	1 400,0	0,36%	4,09%	1 548,0	1 283,0	4	19,3	1,6	5,7%
Aradei Capital	405,15	0,00%	1,29%	410,60	375,05	0	N.S	1,2	3,0%
AtlantaSanad	116,1	0,09%	41,59%	121,9	77,0	23 760	14,8	3,4	3,9%
Attijariwafa bank	483,50	0,29%	14,24%	510,00	415,00	26 761	28,7	2,1	2,3%
Auto Hall	105,8	0,09%	50,07%	112,0	69,5	1 120	37,0	3,1	3,3%
Auto Nejma	1 941,00	0,00%	-2,22%	2 064,00	1 941,00	0	19,3	2,1	3,1%
Balima	110,0	0,00%	34,47%	136,0	76,6	0	19,1	1,6	4,2%
BCP	277,00	-1,07%	10,93%	287,50	244,00	216 333	38,0	1,5	2,9%
BoA	188,0	1,02%	20,52%	190,0	148,1	2 526	26,0	1,7	2,7%
BMCI	635,00	0,00%	-0,47%	732,90	612,00	736	42,2	1,1	6,8%
Cartier Saada	30,1	0,03%	0,53%	34,1	25,2	35	N.S	1,6	0,0%
Centrale Danone	433,00	0,00%	-15,59%	558,00	432,20	0	N.S	27,4	0,0%
CIH	339,0	0,00%	32,94%	351,0	254,0	0	N.S	2,0	2,4%
Cimar	1 855,00	0,27%	10,48%	1 920,00	1 605,00	45	27,7	6,2	5,4%
CMT	1 690,0	0,00%	11,33%	1 750,0	1 500,0	2 878	N.S	4,3	7,1%
Colorado	61,98	-0,03%	27,82%	66,00	45,60	1 096	33,2	2,2	6,7%
Cosumar	268,0	0,73%	27,53%	293,0	214,0	83 240	28,8	4,7	2,2%
Crédit du Maroc	580,00	-2,36%	26,39%	596,00	427,25	601	25,5	1,1	0,8%
CTM	725,0	0,00%	5,65%	743,0	669,0	0	N.S	3,6	0,0%
Dari Couspate	4 328,00	0,00%	-7,90%	4 711,00	4 000,00	0	20,0	3,7	2,8%
Delattre Levivier	49,4	-0,26%	40,91%	57,7	34,6	46	N.S	N.S	0,0%
Delta Holding	32,39	0,00%	-7,19%	35,17	30,00	0	18,0	1,4	NC
Diac Salaf	26,3	0,00%	0,00%	26,3	26,3	0	N.S	N.S	0,0%
Disway	685,00	0,15%	58,93%	731,50	427,05	201	15,3	1,9	5,1%
Ennaki	36,0	0,00%	40,30%	39,0	25,3	100	23,1	2,0	5,9%
Eqdom	1 450,00	0,00%	29,46%	1 555,00	1 100,00	1	N.S	1,6	4,5%
Fenie Brossette	154,0	0,00%	284,04%	186,0	40,1	1 386	N.S	2,1	0,0%
HPS	6 850,00	-0,58%	5,55%	7 195,00	5 792,00	91	N.S	9,6	0,7%
IAM	142,1	0,00%	-2,00%	148,9	134,3	15 074	20,8	7,4	2,8%
IB Maroc	31,56	-5,93%	10,54%	46,73	28,55	2	N.S	N.S	0,0%
Immoyente	100,1	-2,25%	6,49%	103,5	91,0	85	N.S	1,2	6,0%
Involys	124,60	-1,85%	5,68%	141,00	96,11	200	N.S	0,5	6,4%
Jet Contractors	239,0	-0,42%	18,32%	305,0	196,0	120	N.S	1,0	0,0%
Label Vie	4 750,00	0,00%	48,44%	4 750,00	3 118,00	100	39,9	6,2	1,3%
LafargeHolcim Maroc	2 170,0	0,00%	35,63%	2 339,0	1 555,0	577	27,6	4,6	2,3%
Lesieur	187,30	0,00%	15,62%	203,80	159,00	342	29,1	2,9	1,6%
LYDEC	250,0	-1,19%	-33,15%	367,7	249,8	520	N.S	1,1	0,0%
M2M Group	672,10	-3,29%	-1,16%	977,00	621,00	5	N.S	2,3	0,0%
Maghreb Oxygène	393,5	0,00%	107,11%	412,0	188,0	0	21,6	1,2	1,0%
Maghrébaïl	815,00	0,00%	-6,64%	889,00	755,00	0	17,6	1,2	3,7%
Managem	1 600,0	-1,23%	39,25%	1 632,0	1 186,0	82	N.S	3,2	0,0%
Maroc Leasing	400,00	0,00%	-7,81%	440,00	366,00	0	N.S	1,2	3,0%
Marsa Maroc	281,0	0,90%	33,81%	286,0	207,0	1 488	41,3	9,9	2,8%
Med Paper	25,67	-5,97%	88,20%	33,50	12,64	12 457	N.S	N.S	0,0%
Microdata	630,0	-1,56%	8,62%	707,1	580,0	305	16,5	5,9	5,2%
Mutandis	245,10	-0,77%	12,43%	286,00	215,05	649	24,4	1,9	3,5%
Oulmès	1 067,0	0,00%	-12,47%	1 219,0	1 030,0	0	N.S	3,6	0,0%
Promopharm	1 110,00	0,00%	56,34%	1 180,00	710,00	0	18,4	2,9	2,7%
Rebab	110,0	0,00%	0,00%	110,0	98,0	0	N.S	0,7	0,0%
RDS	29,50	1,72%	9,26%	38,20	24,95	6 456	N.S	0,2	0,0%
Risma	107,0	0,00%	-6,14%	132,0	98,7	0	N.S	1,2	0,0%
S2M	200,00	0,00%	25,00%	239,00	160,00	0	N.S	5,3	0,0%
Saham Assurance	1 484,0	1,02%	16,12%	1 484,0	1 177,0	90	27,4	1,3	1,3%
Salafin	719,00	-0,14%	49,48%	800,00	500,00	1 009	N.S	2,3	7,2%
Samir	127,8	0,00%	0,00%	127,8	127,8	0	N.S	N.S	0,0%
SBM	2 741,00	-2,11%	14,26%	2 880,00	2 284,00	195	30,5	5,3	3,9%
SMI	1 522,0	-2,44%	-21,34%	2 419,0	1 522,0	901	25,8	1,9	3,3%
SNEP	736,60	-0,05%	58,41%	793,00	463,95	808	18,5	2,5	2,0%
Sonasid	626,0	-0,32%	108,67%	650,0	300,0	140	N.S	1,3	1,1%
Sothema	1 500,00	0,00%	200,00%	1 740,00	500,00	99	N.S	2,9	1,4%
SRM	150,0	0,00%	13,64%	160,0	132,0	0	12,5	0,3	0,0%
Stokvis	17,50	-2,78%	69,25%	22,29	10,26	16 692	N.S	N.S	0,0%
Stroc Industrie	42,7	-0,37%	108,29%	73,2	16,1	1 667	N.S	N.S	0,0%
TAQA Morocco	1 100,00	0,00%	20,22%	1 140,00	905,00	5	29,5	4,7	3,2%
Timar	138,0	0,00%	6,98%	148,8	120,5	0	N.S	0,4	0,0%
Total Maroc	1 710,00	-0,58%	42,50%	1 800,00	1 211,00	7	29,2	6,4	2,9%
UNIMER	141,4	0,00%	-12,17%	161,0	127,0	0	N.S	1,3	1,1%
Wafa Assurance	4 620,00	-1,70%	19,38%	4 900,00	3 800,00	7 244	34,6	2,7	2,2%
Zellidja	80,2	-3,93%	8,38%	95,0	74,0	56	N.S	0,9	0,0%
<b>MASI</b>	<b>13 281,9</b>	<b>-0,02%</b>	<b>17,67%</b>	<b>13 579,0</b>	<b>11 215,7</b>	<b>-</b>	<b>25,0</b>	<b>4,4</b>	<b>2,8%</b>

Multiples reflect 2020 recurring results reported to the current stock market capitalization



Attijari  
Global Research



# CASABLANCA CLOSING

## EQUITY

### H1-2021 FINANCIAL FIGURES

	Turnover			EBIT			Net Income (Group Share)			
	MAD Mn	H1 2021	H1 2020	Change	H1 2021	H1 2020	Change	H1 2021	H1 2020	Change
Maroc Telecom		17 780	18 323	-3,0%	5 557	5 836	-4,8%	2 827	1 969	43,6%
Cosumar		4 382	4 260	2,9%	702	693	1,3%	477	367	30,2%
Food-processing										
Lesieur Cristal		2 366	2 067	14,5%	115	143	-19,6%	44	63	-30,2%
SBM		1 007	877	14,8%	172	116	48,0%	108	33	230,0%
Mutandis		689	683	0,9%	55	62	-11,7%	28	33	-16,0%
Dari Couspate		345	329	4,9%	51	48	7,2%	33	32	4,0%
Unimer		390	483	-19,1%	-16	24	MAD 40 Mn	-53	-16	MAD -37 Mn
Oulmès		743	630	18,0%	14	-29	MAD 43 Mn	-25	-76	MAD 51 Mn
Banks										
Attijariwafa bank		12 469	12 383	0,7%	4 996	2 692	85,6%	2 613	1 248	109,3%
BOA		10 158	10 003	1,5%	3 120	1 604	94,5%	1 548	1 015	52,5%
BCP		7 295	7 040	3,6%	2 112	810	160,9%	1 195	373	220,3%
BMCI		1 514	1 554	-2,6%	319	143	122,7%	254	61	313,2%
CIH Bank		1 501	1 403	7,0%	432	25	MAD 407 Mn	265	46	MAD 219 Mn
Crédit du Maroc		1 207	1 199	0,7%	488	63	MAD 425 Mn	278	24	MAD 254 Mn
Insurance										
Wafa Assurance		5 256	4 697	11,9%	403	-116	MAD 520 Mn	362	-191	MAD 554 Mn
Saham Assurance		3 109	2 870	8,3%	613	-167	MAD 780 Mn	384	-104	MAD 488 Mn
AtlantaSanad		3 069	2 921	5,1%	317	275	15,4%	220	212	3,7%
AFMA		117	114	2,6%	54	56	-4,4%	34	31	7,7%
AGMA		73	68	6,4%	42	39	8,4%	29	27	5,8%
Building materials										
Sonasid		2 045	1 207	69,4%	66	-35	MAD 102 Mn	47	-43	MAD 90 Mn
Delta Holding		1 122	1 135	-1,1%	105	136	-22,6%	64	90	-29,2%
SNEP		517	404	28,0%	89	56	59,5%	46	24	95,4%
Jet Contractors		749	656	14,2%	26	58	-55,7%	-33	21	MAD -54 Mn
CM										
Aluminium du Maroc		553	371	49,0%	55	11	MAD 44 Mn	12	-16	MAD 28 Mn
Colorado		268	175	52,8%	19	-5	MAD 25 Mn	12	-10	MAD 22 Mn
Ciments du Maroc		4 000	3 185	25,6%	1 758	1 411	24,6%	1 039	431	141,0%
LafargeHolcim Maroc		1 994	1 692	17,9%	793	526	50,7%	575	190	202,4%
R.Estate										
Addoha		677	438	54,7%	77	-166	MAD 243 Mn	42	-80	MAD 122 Mn
RDS		737	668	10,5%	146	70	107,4%	42	9	362,0%
Alliances		327	473	-30,8%	47	-3	MAD 50 Mn	6	-36	MAD 42 Mn
Energy										
Total Maroc		5 562	4 433	25,5%	558	96	MAD 462 Mn	361	68	MAD 293 Mn
Taqi Morocco		3 465	4 016	-13,7%	1 077	1 100	-2,1%	444	428	3,7%
Afriquia Gaz		3 459	2 959	16,9%	486	65	MAD 421 Mn	319	48	MAD271Mn
Disi										
Label Vie		5 326	5 381	-1,0%	224	237	-5,7%	160	191	-16,3%
Auto										
Auto Hall		2 825	1 236	128,6%	339	16	MAD 323 Mn	201	-29	MAD 229 Mn
Auto Nejma		1 100	841	30,7%	100	65	55,0%	61	39	55,5%
Pol.										
Marsa Maroc		1 742	1 454	19,8%	477	432	10,4%	258	73	251,6%
Managem		3 011	2 379	26,6%	190	303	-37,4%	185	98	88,0%
Mining										
CMT		191	190	0,6%	64	54	18,0%	54	42	30,9%
SMI		296	440	-32,6%	-79	59	MAD 139 Mn	-77	61	MAD -138 Mn
IT										
HPS		367	319	15,1%	59	62	-4,5%	37	49	-25,5%
Disway		924	826	12,0%	85	62	36,3%	58	44	33,6%
Microdata		366	419	-12,7%	60	72	-16,6%	41	49	-17,1%
S2M		121	107	13,1%	3	-14	MAD 17 Mn	1	-22	MAD 23 Mn
M2M Group		28	50	-44,8%	-12	10	MAD -22 Mn	-10	15	MAD -24 Mn
Leasing										
Involys		21	19	11,6%	4	3	59,3%	1,7	1	54,5%
Eqdom		276	250	10,4%	39	52	-26,3%	20	22	-7,6%
Salafin		193	183	5,7%	71	30	134,7%	44	18	140,5%
Maghrebaill		138	189	-27,3%	71	23	214,6%	49	8	MAD 41 Mn
Maroc Leasing		158	123	28,9%	52	39	31,9%	30	15	103,3%
Others										
Risma		203	327	-37,8%	-87	-45	MAD -42 Mn	-127	-69	MAD -59 Mn
Sothema		973	831	17,1%	198	183	8,2%	131	112	17,0%
Promopharm		299	256	16,8%	46	33	37,9%	32	19	64,4%
CTM		243	174	39,5%	4	-51	MAD 54 Mn	5	-45	MAD 50 Mn
Timar		265	202	31,2%	14	2	MAD 12 Mn	6	-2	MAD 8 Mn
Maghreb Oxygène		129	111	16,6%	12	1	MAD 11 Mn	10	3	MAD 7 Mn
Nexans Maroc		1 064	886	20,0%	79	46	71,3%	49	14	246,5%
Immoyente Invest		32	30	7,5%	11	13	-14,6%	-4	5	MAD -9 Mn
Ennaki Automobiles		26	17	54,2%	8	3	131,9%	6	3	115,9%
Afric Industries		3 456	3 382	2,2%	73	-10	MAD 82 Mn	8	-26	MAD 34 Mn
Lydec		200	124	61,7%	127	80	59,5%	61	23	162,1%
Aradei		33	23	43,8%	-2	-6	MAD 3 Mn	-4	-8	MAD 4 Mn
Med Paper		270	181	48,6%	6	-15	MAD 21 Mn	1	-19	MAD 20 Mn
Fenie Brossette		0	6	-95,2%	-6	-3	MAD - Mn	-6	-5	MAD -1 Mn
IB Maroc.com		188	107	75,0%	7	-3	MAD 10 Mn	-9	-9	MAD 1 Mn
Stokvis Nord Afrique		28	12	136,1%	-12	-20	MAD 8 Mn	7	-28	MAD 35 Mn
Stroc Industrie		2 130	2 281	-6,6%	-45	-10	MAD -35 Mn	-88	-37	MAD -51 Mn
Centrale Danone		105	91	16,2%	-6	0	MAD -6 Mn	-10	-4	MAD -7 Mn
SRM		24	23	2,3%	6	7	-15,9%	4	6	-32,8%
Balima		59	143	-58,5%	-49	-18	MAD -31 Mn	-47	-19	MAD -27 Mn
DLM		271	181	49,2%	1	-18	MAD 18 Mn	-2	-14	MAD 12 Mn
Zellidja		0,02	0,02	0,0%	-0,23	-0,19	MAD -0,04 Mn	-1,09	-0,88	MAD -0,21 Mn
Rebab Company		962,39	511,68	88,1%	81,45	38,20	113,2%	54,9	17,6	211,3%





# CASABLANCA CLOSING

## EQUITY

### 2020 DIVIDENDS

Stock	DPS 2020	DPS 2019	Change	GM Date	Ex-Dividend Date	Date of payment
Addoha	0	0	-	22/06/2021		
AFMA	47	50	-6%	08/06/2021	16/08/2021	26/08/2021
Afric Industries	22	20	10%	25/05/2021	06/07/2021	15/07/2021
Afriqueia Gaz	125	125	0%	24/03/2021	07/04/2021	16/04/2021
Agma Lahlou-Tazi	235	225	4%	28/05/2021	13/07/2021	27/07/2021
Alliances	0	0		25/06/2021		
ALM	80	70	14%	03/06/2021	21/06/2021	30/06/2021
Aradei	4 (Ordinary DPS) 8,35 (Extraordinary DPS)	15,5	-100%	06/05/2021	03/06/2021	14/06/2021
AtlantaSanad	4,5	3,3	36%	20/05/2021	09/06/2021	18/06/2021
Attijariwafa bank	11	13,5 (Extraordinary DPS)	-19%	27/05/2021	05/07/2021	27/08/2021
Auto Hall	3,5	3,5	0%	25/05/2021	17/06/2021	28/06/2021
Auto Nejma	60	94	-36%	20/05/2021	21/06/2021	30/06/2021
Balima	4,6	4,6	0%	29/06/2021	16/07/2021	02/08/2021
BCP	8	8	0%	24/06/2021	09/08/2021	24/09/2021
BoA	5	5	0%	29/06/2021	15/07/2021	29/07/2021
BMCI	43	0	-	07/05/2021	20/05/2021	31/05/2021
Cartier Saada	0	0	-	08/09/2021		
CDM	4,55	18,7	-76%	09/06/2021	29/06/2021	08/07/2021
Centrale Danone	0	0	-	16/06/2021		
CIH	8	14	-43%	16/06/2021	07/07/2021	16/07/2021
Cimar	90 (Ordinary DPS) 10 (Extraordinary DPS)	85 (Ordinary DPS) 15 (Extraordinary DPS)	-10%	28/05/2021	06/07/2021	15/07/2021
CMT	120	0	-	28/06/2021	30/08/2021	08/09/2021
Colorado	1,45 (Ordinary DPS) 2,7 (Extraordinary DPS)	0	-	27/04/2021	18/05/2021	27/05/2021
Cosumar	6	7	-14%	03/06/2021	07/07/2021	16/07/2021
CTM	0	0	-	08/06/2021		
Dari Couspate	120	95	26%	29/06/2021	14/07/2021	28/07/2021
Delta Holding	NC	0	-	18/05/2021		
Disway	35	28	25%	18/05/2021	24/06/2021	05/07/2021
DLM	0	0	-	29/06/2021		
Ennaki	1,83	0,79	132%	17/05/2021	16/06/2021	25/06/2021
Eqdom	65	0	-	27/05/2021	18/06/2021	29/06/2021
Fenie Brossette	0	0	-	28/06/2021		
HPS	50	0	-	28/06/2021	15/07/2021	29/07/2021
IB Maroc	0	0	-	30/06/2021		
Immoyente	6	6,5	-8%	13/04/2021	20/12/2021	28/12/2021
Involys	8	0	-	01/11/2021	16/11/2021	26/11/2021
Jet Contractors	0	0	-	31/05/2021		
Label Vie	59,88	56	6%	25/06/2021	04/08/2021	17/08/2021
LafargeHolcim Maroc	50	32	56%	15/04/2021	03/05/2021	12/05/2021
Lesieur Cristal	3	3	0%	21/10/2021	17/11/2021	29/11/2021
Lydec	0	0	-	28/06/2021		
M2M	0	0	-	29/06/2021		
Maghreb Oxygène	4	4	0%	25/03/2021	08/04/2021	19/04/2021
Maghrebail	30	50	-40%	27/04/2021	01/07/2021	12/07/2021
Managem	0	0	-	27/05/2021		
Maroc Leasing	12	0	-	28/06/2021	15/09/2021	24/09/2021
Maroc Telecom	4,01	5,54	-28%	30/04/2021	06/09/2021	15/09/2021
Marsa Maroc	8,0	9,7	-18%	30/06/2021	26/07/2021	05/08/2021
Med Paper	0	0	-	25/06/2021		
Microdata	33	30	10%	23/06/2021	12/07/2021	26/07/2021
Mutandis	8,5	8,5	0%	01/04/2021	23/06/2021	02/07/2021
Nexans	10	5	100%	28/06/2021	13/07/2021	27/07/2021
Oulmès	0	0	-	04/05/2021		
Promopharm	30	0	-	24/06/2021	12/07/2021	26/07/2021
RDS	0	0	-	27/05/2021		
Rebab Company	0	0	-	30/06/2021		
Risma	0	0	-	29/06/2021		
S2M	0	0	-	30/06/2021		
Saham Assurance	20	30	-33%	10/05/2021	06/07/2021	15/07/2021
Salafin		22 (Ordinary DPS)	-	11/06/2021		
	52 (Extraordinary DPS)	22 (Extraordinary DPS)	136%	30/06/2021	12/07/2021	26/07/2021
SBM	106	136	-22%	30/04/2021	24/05/2021	02/06/2021
SMI	50	0	-	27/05/2021	22/06/2021	01/07/2021
SNEP	15	0	-	24/06/2021	09/09/2021	20/09/2021
Sonassid	7	0	-	08/06/2021	22/06/2021	01/07/2021
Sothema	21	17	25%	26/05/2021	15/07/2021	29/07/2021
SRM	0	0	-	17/06/2021		
Stokvis	0	0	-	17/06/2021		
Stroc Industrie	0	0	-	03/06/2021		
Taqa Morocco	35	36	-3%	07/06/2021	07/07/2021	16/07/2021
Timar	0	0	-	26/05/2021		
Total Maroc	50,39	56	-10%	03/06/2021	21/06/2021	30/06/2021
Unimer	1,5	3,0	-50%	24/06/2021	17/09/2021	28/09/2021
Wafa Assurance	100	120	-17%	04/05/2021	10/06/2021	21/06/2021
Zellidja	0	0	-	30/06/2021		

#### Attijari Global Research

Mahat Zerhouni  
+212 529 03 68 16  
m.zerhouni@attijari.ma

#### Attijari Intermédiation

Anis Hares  
+212 529 03 68 34  
Alae Yahya  
+212 529 03 68 15  
Sofia Mohcine  
+212 522 49 59 52



Attijari  
Global Research