

CASABLANCA CLOSING EQUITY

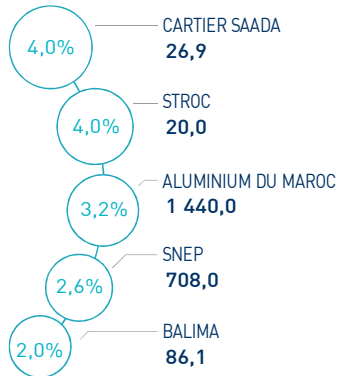
20 SEPTEMBER 2021

MARKET INSIGHT

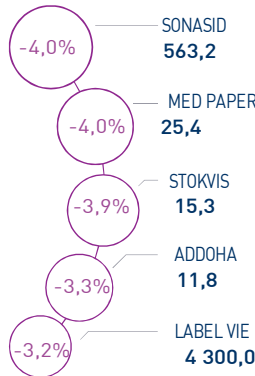
 MASI 12 950 pts	 MADEX 10 524 pts	 CAPI 666 MAD Bn	 VOLUME 161 MAD Mn
↓ Daily -0,53%	↓ Daily -0,54%	↑ High 669	MC 130
↑ YTD 14,73%	↑ YTD 14,52%	↓ Low 581	MB 31

THE DAY IN REVIEW

TOP PERFORMERS



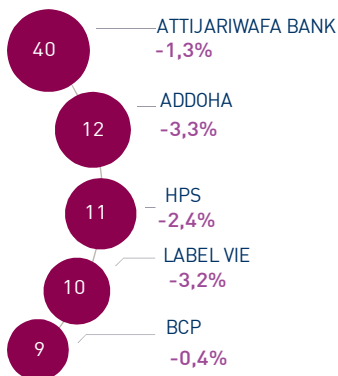
BOTTOM PERFORMERS



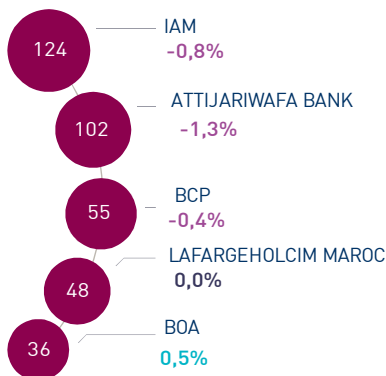
At the end of the first trading session of the week, the MASI index decreased by 0.53% at 12,950 points. In this context, the annual performance of the market settles at 14.73%.

Cartier Saada topped the highest increases recording a gain of 4.0%. In the opposite, Sonasid dropped by 4.0%, i.e. the strongest decline of this trading session.

MOST ACTIVE (MAD Mn)



LARGEST CAP (MAD Bn)



Volume on the central market reached MAD 130 Mn. This was mainly driven by Attijariwafa bank which monopolized almost 30% of the total flow.

On the block market, the total volume reached MAD 31 Mn and concerned CDM and Med Paper.

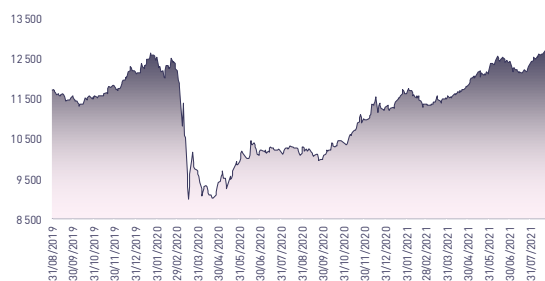
Attijari Global Research

Mahat Zerhouni
+212 529 03 68 16
m.zerhouni@attijari.ma

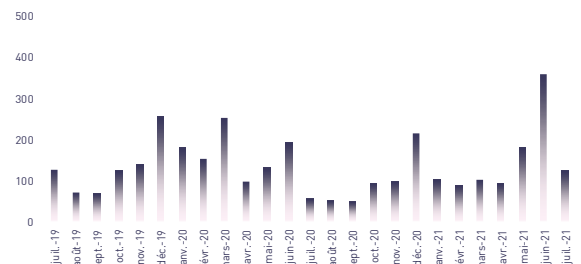
Attijari Intermédiation

Anis Hares
+212 529 03 68 34
Alae Yahya
+212 529 03 68 15
Sofia Mohcine
+212 522 49 59 52

MASI INDEX EVOLUTION (pts)



ADV- MONTHLY BASIS VOLUME (MAD Mn)



KEY ECONOMIC RELEASES/EVENTS OVER THE WEEK

| Sept. 20th | 2021

In H1 2021, Lydec recorded a profit of MAD 8 Mn against a deficit of MAD -26 Mn in H1 2020.

| Sept. 20th | 2021

In H1 2021, Label Vie recorded a NIGS up 16% at MAD 160 Mn.

| Sept. 20th | 2021

In H1 2021, Agma Lahlou-Tazi NIGS up 6% at MAD 29 Mn.

| Sept. 20th | 2021

Fishing sector's revenue rose by 34% at the end of August 2021.



Attijari
Global Research



CASABLANCA CLOSING

EQUITY

DAILY STOCK ON SEPTEMBER 20th, 2021

20/09/2021	Close	Day	YTD	Max 2021	Min 2021	Quantity	P/E 20R	P/B 20R	D/Y 20R
Addoha	11,80	-3,28%	84,66%	13,50	6,08	1 039 331	N.S	0,4	0,0%
AFMA	1 220,0	0,00%	9,32%	1 248,0	1 090,0	1	23,0	19,8	3,9%
Afric Industries	335,00	-1,62%	20,94%	340,50	270,00	1 280	12,3	2,1	6,6%
Afrikaia Gaz	4 600,0	0,00%	24,66%	4 600,0	3 829,0	0	24,6	5,0	2,7%
Agma	4 264,0	0,00%	14,72%	4 614,0	3 791,0	0	17,0	8,1	5,5%
Alliances	42,30	-2,67%	17,66%	47,52	29,88	68 758	N.S	0,3	0,0%
Aluminium du Maroc	1 440,0	3,23%	7,06%	1 548,0	1 283,0	222	19,9	1,6	5,6%
Aradej Capital	380,00	0,00%	-5,00%	401,90	375,05	5 459	N.S	1,1	3,3%
AtlantaSanad	102,0	0,05%	24,39%	102,9	77,0	9 818	13,0	3,0	4,4%
Attijariwafa bank	478,50	-1,30%	13,05%	484,80	415,00	84 056	28,4	2,1	2,3%
Auto Hall	101,0	1,00%	43,26%	101,0	69,5	147	35,3	3,0	3,5%
Auto Nejma	1 980,00	0,00%	-0,25%	2 064,00	1 963,00	0	19,7	2,2	3,0%
Balima	86,1	1,99%	5,24%	86,1	76,6	1	14,9	1,3	5,3%
BCP	270,05	-0,41%	8,15%	275,00	244,00	33 670	37,0	1,5	3,0%
BoA	175,0	0,55%	12,22%	177,4	148,1	3 170	24,2	1,6	2,9%
BMCI	680,00	-1,59%	6,58%	732,90	612,00	83	N.S	1,2	6,3%
Cartier Saada	26,9	3,99%	-10,29%	29,9	25,2	7 993	N.S	1,4	0,0%
Centrale Danone	529,30	0,00%	3,18%	558,00	480,15	0	N.S	33,5	0,0%
CIH	295,0	-0,47%	15,69%	296,4	254,0	260	N.S	1,7	2,7%
Cimar	1 840,00	0,00%	9,59%	1 901,00	1 605,00	560	27,5	6,2	5,4%
CMT	1 690,0	-0,12%	11,33%	1 750,0	1 500,0	1 065	N.S	4,3	7,1%
Colorado	65,00	0,00%	34,05%	66,00	45,60	540	34,8	2,3	6,4%
Cosumar	280,0	0,00%	33,27%	293,0	214,0	672	30,1	4,9	2,1%
Crédit du Maroc	520,00	-1,33%	13,31%	527,00	427,25	4 125	22,9	1,0	0,9%
CTM	701,0	-1,96%	2,16%	743,0	678,0	51	N.S	3,4	0,0%
Dari Couspate	4 019,00	0,00%	-14,47%	4 711,00	4 019,00	0	18,6	3,5	3,0%
Delattre Levivier	39,0	0,75%	11,30%	51,3	34,6	117	N.S	N.S	0,0%
Delta Holding	32,79	-0,55%	-6,05%	35,17	31,41	1 028	18,3	1,4	NC
Diac Salaf	26,3	0,00%	0,00%	26,3	26,3	0	N.S	N.S	0,0%
Disway	635,00	0,63%	47,33%	638,80	427,05	506	14,2	1,8	5,5%
Ennakl	32,0	0,16%	24,71%	32,9	25,3	3 000	20,5	1,8	6,6%
Eqdom	1 300,00	0,00%	16,07%	1 343,00	1 100,00	1 173	N.S	1,4	5,0%
Fenie Brossette	126,0	0,84%	214,21%	134,8	40,1	533	N.S	1,8	0,0%
HPS	6 900,00	-2,40%	6,32%	7 070,00	5 792,00	1 522	N.S	9,7	0,7%
IAM	140,7	-0,78%	-3,00%	148,9	134,3	22 800	20,6	7,3	2,9%
IB Maroc	32,50	0,00%	13,84%	38,89	28,55	300	N.S	N.S	0,0%
Immorente	98,0	0,00%	4,26%	98,9	91,0	2 395	N.S	1,2	6,1%
Involys	97,00	-1,57%	-17,73%	119,95	97,00	933	N.S	0,4	0,0%
Jet Contractors	273,0	-1,44%	35,15%	305,0	196,0	1 548	N.S	1,1	0,0%
Label Vie	4 300,00	-3,15%	34,38%	4 440,00	3 118,00	2 398	36,1	5,6	1,4%
LafargeHolcim Maroc	2 048,0	0,00%	28,00%	2 048,0	1 555,0	1 860	26,0	4,3	2,4%
Lesieur	187,00	0,00%	15,43%	203,80	159,00	232	29,0	2,9	1,6%
LYDEC	359,1	-0,25%	-3,97%	367,7	310,0	129	N.S	1,6	0,0%
M2M Group	790,00	0,00%	16,18%	977,00	621,00	0	N.S	2,7	0,0%
Maghreb Oxygène	216,4	1,98%	13,87%	216,4	188,0	1	11,9	0,7	1,8%
Maghrébaïl	773,00	0,00%	-11,45%	889,00	755,00	0	16,7	1,2	3,9%
Managem	1 549,0	-1,21%	34,81%	1 596,0	1 186,0	39	N.S	3,1	0,0%
Maroc Leasing	388,00	0,00%	-10,58%	440,00	367,35	0	N.S	1,1	3,1%
Marsa Maroc	276,9	1,56%	31,86%	276,9	207,0	732	40,7	9,7	2,9%
Med Paper	25,44	-3,96%	86,51%	27,59	12,64	1 580	N.S	N.S	0,0%
Microdata	664,0	0,00%	14,48%	707,1	580,0	10	17,4	6,2	5,0%
Mutandis	258,95	0,17%	18,78%	286,00	215,05	8 340	25,8	2,0	3,3%
Nexans	200,0	1,52%	48,15%	200,0	122,8	43 605	9,5	0,6	5,0%
Oulmés	1 155,00	0,00%	-5,25%	1 219,00	1 030,00	0	N.S	3,9	0,0%
Promopharm	1 170,0	0,00%	64,79%	1 170,0	710,0	0	19,4	3,0	2,6%
Rebab	100,00	0,00%	-9,05%	109,95	98,00	0	N.S	0,6	0,0%
RDS	33,8	-2,82%	25,15%	38,2	25,0	11 637	N.S	0,2	0,0%
Risma	116,00	0,00%	1,75%	131,95	98,65	2 205	N.S	1,3	0,0%
S2M	220,3	0,00%	37,69%	239,0	160,0	0	N.S	5,8	0,0%
Saham Assurance	1 314,00	-1,94%	2,82%	1 340,00	1 177,00	68	24,2	1,2	1,5%
Salafin	690,0	0,00%	43,45%	705,0	500,0	0	N.S	2,2	7,5%
Samir	127,80	0,00%	0,00%	127,80	127,80	0	N.S	N.S	0,0%
SBM	2 675,0	-0,93%	11,50%	2 775,0	2 284,0	1 350	29,8	5,1	4,0%
SMI	1 741,00	-0,29%	-10,03%	2 419,00	1 741,00	66	29,5	2,2	2,9%
SNEP	708,0	2,61%	52,26%	775,0	464,0	1 686	17,8	2,4	2,1%
Sonasid	563,20	-3,99%	87,73%	650,00	300,00	12 204	N.S	1,2	1,2%
Sothema	1 495,0	-0,99%	199,00%	1 740,0	500,0	393	N.S	2,9	1,4%
SRM	149,90	0,00%	13,56%	160,00	132,00	0	12,5	0,3	0,0%
Stokvis	15,3	-3,95%	48,16%	18,0	10,3	378	N.S	N.S	0,0%
Stroc Industrie	19,97	3,96%	-2,59%	21,82	16,08	57	N.S	N.S	0,0%
TAQA Morocco	1 010,0	0,00%	10,38%	1 050,0	905,0	0	27,1	4,3	3,5%
Timar	138,80	0,62%	7,60%	139,50	120,50	7	N.S	0,4	0,0%
Total Maroc	1 602,0	0,00%	33,50%	1 602,0	1 211,0	29	27,3	6,0	3,1%
UNIMER	127,50	0,00%	-20,81%	161,00	127,50	0	N.S	1,1	1,2%
Wafa Assurance	4 275,0	0,00%	10,47%	4 295,0	3 800,0	0	32,0	2,5	2,3%
Zellidja	83,31	0,00%	12,58%	95,00	74,00	0	N.S	1,0	0,0%
MASI	12 949,6	-0,53%	14,73%	13 019,2	11 215,7	-	23,6	4,3	2,9%

Multiples reflect 2020 recurring results reported to the current stock market capitalization



Attijari
Global Research



CASABLANCA CLOSING

EQUITY

2020 FINANCIAL FIGURES

	Turnover			EBIT			Net Income (Group Share)			
	MAD Mn	2020	2019	Change	2020	2019	Change	2020	2019	Change
Maroc Telecom		36 769	36 517	0,7%	11 598	11 540	0,5%	6 001	6 029	-0,5%
Cosumar		8 630	8 211	5,1%	1 415	1 455	-2,8%	880	924	-4,8%
Lesieur Cristal		3 899	3 893	0,2%	287	254	13,0%	178	166	7,2%
SBM		2 392	2 669	-10,4%	462	582	-20,7%	254	374	-32,0%
Mutandis		1 396	1 462	-4,5%	134	148	-9,5%	80	82	-2,0%
Dari Couspate		652	604	8,0%	96	87	10,2%	65	60	7,8%
Unimer		1 001	1 356	-26,2%	26	93	-71,8%	-50	60	MAD -110 Mn
Oulmès		1 448	1 710	-15,3%	51	79	-34,8%	-42	12	MAD -54 Mn
Attijariwafa bank		23 858	23 473	1,6%	7 169	10 661	-32,8%	3 627	5 816	-37,6%
BOA		14 002	13 861	1,0%	2 750	3 599	-23,6%	1 487	1 922	-22,6%
BCP		19 287	17 816	8,3%	3 128	5 994	-47,8%	1 476	2 999	-50,8%
BMCI		3 052	3 059	-0,3%	512	973	-47,4%	200	605	-66,9%
CIH Bank		2 760	2 502	10,3%	217	692	-68,6%	148	426	-65,3%
Crédit du Maroc		2 381	2 403	-0,9%	425	790	-46,2%	247	509	-51,4%
Wafa Assurance		8 374	8 853	-5,4%	704	757	-6,9%	447	649	-28,0%
Saham Assurance		5 126	5 422	-5,5%	229	608	-62,4%	223	447	-50,0%
AtlantaSanad		4 993	4 881	2,3%	563	464	21,1%	472	373	26,7%
AFMA		204	194	5,0%	87	81	8,6%	53	50	6,0%
AGMA		131	128	2,2%	71	69	3,4%	50	48	4,3%
Sonasid		3 153	3 622	-12,9%	-22	22	MAD -44 Mn	-28	-41	MAD +13 Mn
Delta Holding		2 506	2 953	-15,1%	277	428	-35,2%	157	220	-28,7%
SNEP		917	944	-2,9%	150	113	32,4%	96	70	36,4%
Jet Contractors		1 458	1 712	-14,8%	104	245	-57,6%	0	118	-99,8%
Aluminium du Maroc		753	893	-15,7%	43	60	-28,4%	34	60	-43,9%
Colorado		462	500	-7,7%	41	63	-34,5%	23	36	-36,5%
Ciments du Maroc		3 702	3 972	-6,8%	1 349	1 481	-8,9%	967	1 081	-10,5%
LafargeHolcim Maroc		6 980	7 855	-11,1%	3 076	3 155	-2,5%	1 842	1 701	8,3%
Addoha		1 173	3 451	-66,0%	-657	611	MAD -1268 Mn	-744	346	MAD -1090 Mn
RDS		618	1 381	-55,2%	-64	309	MAD -373 Mn	-135	304	MAD -439 Mn
Alliances		1 270	2 063	-38,4%	-280	112	MAD -392 Mn	-437	74	MAD -511 Mn
Total Maroc		8 824	12 310	-28,3%	863	847	1,9%	525	600	-12,5%
Taqi Morocco		7 789	9 118	-14,6%	2 359	2 550	-7,5%	880	1 054	-16,5%
Afriquia Gaz		5 716	6 348	-9,9%	893	978	-8,7%	642	699	-8,1%
Label Vie		11 012	10 396	5,9%	541	466	16,1%	338	312	8,3%
Auto Hall		3 948	4 424	-10,8%	295	325	-9,2%	144	159	-9,4%
Auto Nejma		2 216	2 293	-3,4%	172	243	-29,4%	103	159	-35,5%
Marsa Maroc		2 757	2 909	-5,2%	759	937	-19,0%	499	672	-25,7%
Managem		4 726	4 553	3,8%	444	-345	MAD +789 Mn	225	-427	MAD +652 Mn
CMT		430	511	-15,9%	158	227	-30,7%	52	184	-71,6%
SMI		856	852	0,5%	102	113	-9,7%	97	91	6,6%
HPS		674	684	-1,4%	121	127	-5,0%	84	94	-10,0%
Disway		1 709	1 623	5,3%	117	105	11,6%	85	68	24,0%
Microdata		679	665	2,2%	100	91	10,1%	64	59	8,8%
S2M		222	193	14,8%	-1	3	MAD -4 Mn	-21	-28	MAD +7 Mn
M2M Group		65	194	-66,5%	-27	66	MAD -92 Mn	-10	35	MAD -45 Mn
Involys		33	38	-12,4%	3	1	209,6%	0,4	4	-89,4%
Eqdom		506	555	-8,8%	98	233	-57,9%	41	136	-69,9%
Salafin		367	422	-13,2%	-8	206	MAD -214 Mn	-16	130	MAD -147 Mn
Maghrebaill		392	384	2,2%	115	201	-42,6%	64	107	-39,7%
Maroc Leasing		278	331	-15,9%	43	118	-63,7%	19	72	-73,1%
Risma		503	1 425	-64,7%	-138	264	MAD -402 Mn	-303	140	MAD -433 Mn
Sothema		1 798	1 686	6,7%	360	329	9,2%	237	220	8,0%
Promopharm		573	522	9,7%	101	91	11,2%	60	52	15,6%
CTM		373	655	-43,1%	-76	83	MAD -159 Mn	-88	63	MAD -151 Mn
Timar		440	497	-11,5%	5	21	-78,9%	-2	6	MAD -8 Mn
Maghreb Oxygène		248	240	3,3%	18	21	-15,0%	15	15	0,8%
Nexans Maroc		1 799	1 831	-1,7%	105	80	31,6%	47	25	88,0%
Immoyente Invest		60	57	4,1%	15	12	27,1%	6	4	53,7%
Ennaki Automobiles		1 492	1 541	-3,2%	121	132	-8,6%	47	74	-37,1%
Afric Industries		42	43	-3,2%	11	10	2,3%	8	7	9,5%
Lydec		7 042	7 461	-5,6%	43	333	-87,0%	-36	169	MAD -205 Mn
Aradei		271	288	-5,7%	132	329	-59,7%	18	214	-91,8%
Med Paper		62	84	-26,4%	-4	-1	MAD -4 Mn	-9	-6	MAD -3 Mn
Fenie Brossette		429	553	-22,4%	-18	-38	MAD +21 Mn	-23	-67	MAD +44 Mn
IB Maroc.com		11	35	-67,2%	-14	-13	MAD -0,4 Mn	-16	-26	MAD +10 Mn
Stokvis Nord Afrique		258	325	-20,4%	-3	-12	MAD +21 Mn	-26	-38	MAD +12 Mn
Stroc Industrie		32	61	-48,0%	-29	-79	MAD +50 Mn	-53	-104	MAD +50 Mn
Centrale Danone		4 653	4 736	-1,8%	23	-59	MAD +82 Mn	59	-421	MAD +480 Mn
SRM		248	361	-31,4%	9	14	-36,9%	4	5	-27,2%
Balima		46	47	-3,3%	13	17	-20,8%	10	15	-34,9%
DLM		191	409	-53,3%	-71	-141	MAD +69 Mn	-66	-60	MAD -6 Mn
Zellidja		429	553	-22,4%	-24	-44	MAD +20 Mn	-17	-19	MAD +1,4 Mn
Rebab Company		0,05	0,09	-50,0%	-0,34	-0,27	MAD -0,07 Mn	-3,9	2,2	MAD -6 Mn





CASABLANCA CLOSING

EQUITY

2020 DIVIDENDS

Stock	DPS 2020	DPS 2019	Change	GM Date	Ex-Dividend Date	Date of payment
Addoha	0	0	-	22/06/2021		
AFMA	47	50	-6%	08/06/2021	16/08/2021	26/08/2021
Afric Industries	22	20	10%	25/05/2021	06/07/2021	15/07/2021
Africa Gaz	125	125	0%	24/03/2021	07/04/2021	16/04/2021
Agma Lahlou-Tazi	235	225	4%	28/05/2021	13/07/2021	27/07/2021
Alliances	0	0		25/06/2021		
ALM	80	70	14%	03/06/2021	21/06/2021	30/06/2021
Aradei	4 (Ordinary DPS) 8,35 (Extraordinary DPS)	15,5	-100%	06/05/2021	03/06/2021	14/06/2021
AtlantaSanad	4,5	3,3	36%	20/05/2021	09/06/2021	18/06/2021
Attijariwafa bank	11	13,5 (Extraordinary DPS)	-19%	27/05/2021	05/07/2021	27/08/2021
Auto Hall	3,5	3,5	0%	25/05/2021	17/06/2021	28/06/2021
Auto Nejma	60	94	-36%	20/05/2021	21/06/2021	30/06/2021
Balima	4,6	4,6	0%	29/06/2021	16/07/2021	02/08/2021
BCP	8	8	0%	24/06/2021	09/08/2021	24/09/2021
BoA	5	5	0%	29/06/2021	15/07/2021	29/07/2021
BMCI	43	0	-	07/05/2021	20/05/2021	31/05/2021
Cartier Saada	0	0	-	08/09/2021		
CDM	4,55	18,7	-76%	09/06/2021	29/06/2021	08/07/2021
Centrale Danone	0	0	-	16/06/2021		
CIH	8	14	-43%	16/06/2021	07/07/2021	16/07/2021
Cimar	90 (Ordinary DPS) 10 (Extraordinary DPS)	85 (Ordinary DPS) 15 (Extraordinary DPS)	-10%	28/05/2021	06/07/2021	15/07/2021
CMT	120	0	-	28/06/2021	30/08/2021	08/09/2021
Colorado	1,45 (Ordinary DPS) 2,7 (Extraordinary DPS)	0	-	27/04/2021	18/05/2021	27/05/2021
Cosumar	6	7	-14%	03/06/2021	07/07/2021	16/07/2021
CTM	0	0	-	08/06/2021		
Dari Couspate	120	95	26%	29/06/2021	14/07/2021	28/07/2021
Delta Holding	NC	0	-	18/05/2021		
Disway	35	28	25%	18/05/2021	24/06/2021	05/07/2021
DLM	0	0	-	29/06/2021		
Ennaki	1,83	0,79	132%	17/05/2021	16/06/2021	25/06/2021
Eqdom	65	0	-	27/05/2021	18/06/2021	29/06/2021
Fenie Brossette	0	0	-	28/06/2021		
HPS	50	0	-	28/06/2021	15/07/2021	29/07/2021
IB Maroc	0	0	-	30/06/2021		
Immoyente	6	6,5	-8%	13/04/2021	22/09/2021	01/10/2021
Involys	0	0	-	25/06/2021		
Jet Contractors	0	0	-	31/05/2021		
Label Vie	59,88	56	6%	25/06/2021	04/08/2021	17/08/2021
LafargeHolcim Maroc	50	32	56%	15/04/2021	03/05/2021	12/05/2021
Lesieur Cristal	3	3	0%	21/10/2021		
Lydec	0	0	-	28/06/2021		
M2M	0	0	-	29/06/2021		
Maghreb Oxygène	4	4	0%	25/03/2021	08/04/2021	19/04/2021
Maghrebail	30	50	-40%	27/04/2021	01/07/2021	12/07/2021
Managem	0	0	-	27/05/2021		
Maroc Leasing	12	0	-	28/06/2021	15/09/2021	24/09/2021
Maroc Telecom	4,01	5,54	-28%	30/04/2021	06/09/2021	15/09/2021
Marsa Maroc	8,0	9,7	-18%	30/06/2021	26/07/2021	05/08/2021
Med Paper	0	0	-	25/06/2021		
Microdata	33	30	10%	23/06/2021	12/07/2021	26/07/2021
Mutandis	8,5	8,5	0%	01/04/2021	23/06/2021	02/07/2021
Nexans	10	5	100%	28/06/2021	13/07/2021	27/07/2021
Oulmès	0	0	-	04/05/2021		
Promopharm	30	0	-	24/06/2021	12/07/2021	26/07/2021
RDS	0	0	-	27/05/2021		
Rebab Company	0	0	-	30/06/2021		
Risma	0	0	-	29/06/2021		
S2M	0	0	-	30/06/2021		
Saham Assurance	20	30	-33%	10/05/2021	06/07/2021	15/07/2021
Salafin		22 (Ordinary DPS)	-	11/06/2021		
	52 (Extraordinary DPS)	22 (Extraordinary DPS)	136%	30/06/2021	12/07/2021	26/07/2021
SBM	106	136	-22%	30/04/2021	24/05/2021	02/06/2021
SMI	50	0	-	27/05/2021	22/06/2021	01/07/2021
SNEP	15	0	-	24/06/2021	09/09/2021	20/09/2021
Sonassid	7	0	-	08/06/2021	22/06/2021	01/07/2021
Sothema	21	17	25%	26/05/2021	15/07/2021	29/07/2021
SRM	0	0	-	17/06/2021		
Stokvis	0	0	-	17/06/2021		
Stroc Industrie	0	0	-	03/06/2021		
Taq Morocco	35	36	-3%	07/06/2021	07/07/2021	16/07/2021
Timar	0	0	-	26/05/2021		
Total Maroc	50,39	56	-10%	03/06/2021	21/06/2021	30/06/2021
Unimer	1,5	3,0	-50%	24/06/2021	17/09/2021	28/09/2021
Wafa Assurance	100	120	-17%	04/05/2021	10/06/2021	21/06/2021
Zellidja	0	0	-	30/06/2021		

Attijari Global Research

Mahat Zerhouni
+212 529 03 68 16
m.zerhouni@attijari.ma

Attijari Intermédiation

Anis Hares
+212 529 03 68 34
Alae Yahya
+212 529 03 68 15
Sofia Mohcine
+212 522 49 59 52



Attijari
Global Research