

# CASABLANCA CLOSING EQUITY

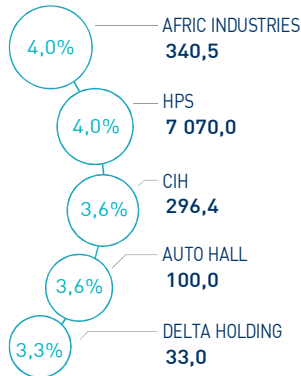
17 SEPTEMBER 2021

## MARKET INSIGHT

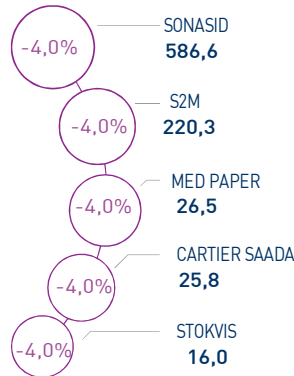
<b>  MASI  </b> 13 019 pts	<b>  MADEX  </b> 10 582 pts	<b>  CAPI  </b> 669 MAD Bn	<b>  VOLUME  </b> 314 MAD Mn
↗ Daily 0,91%	↗ Daily 0,92%	↗ High 669	MC 314
↗ YTD 15,34%	↗ YTD 15,15%	↘ Low 581	MB -

## THE DAY IN REVIEW

### TOP PERFORMERS



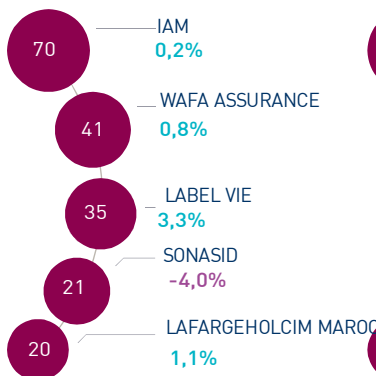
### BOTTOM PERFORMERS



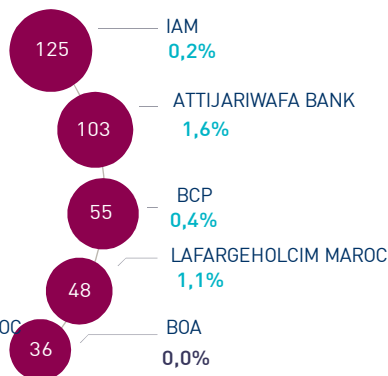
At the end of the last trading session of the week, the MASI index increased significantly by 0.91% at 13,019 points. In this context, the annual performance of the market settles at 15.34%.

Afric Industries topped the highest increases recording a gain of 4.0%. In the opposite, Sonasid dropped by 4.0%, i.e. the strongest decline of this trading session.

### MOST ACTIVE (MAD Mn)



### LARGEST CAP (MAD Bn)



Volume on the central market reached MAD 314 Mn.

This was mainly driven by Maroc Telecom, Wafa Assurance and Label Vie which monopolized almost 47% of the total flow.

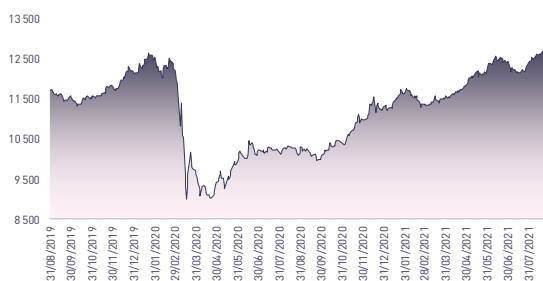
### Attijari Global Research

Mahat Zerhouni  
+212 529 03 68 16  
m.zerhouni@attijari.ma

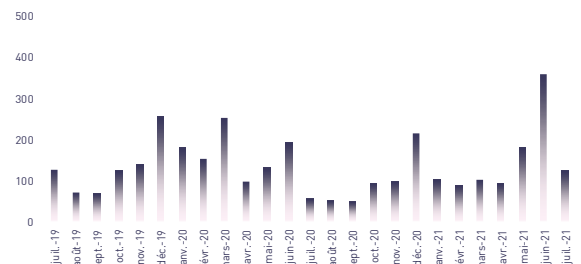
### Attijari Intermédiation

Anis Hares  
+212 529 03 68 34  
Alae Yahya  
+212 529 03 68 15  
Sofia Mohcine  
+212 522 49 59 52

## MASI INDEX EVOLUTION (pts)



## ADV- MONTHLY BASIS VOLUME (MAD Mn)



## KEY ECONOMIC RELEASES/EVENTS OVER THE WEEK

### | Sept. 17<sup>th</sup> | 2021

In H1 2021, Wafa Assurance recorded a profit of MAD 362 Mn against a loss of MAD -191 Mn in H1 2020.

### | Sept. 17<sup>th</sup> | 2021

In H1 2021, CIH Bank recorded a recurring NIGS up 89% at MAD 265 Mn.

### | Sept. 17<sup>th</sup> | 2021

In H1 2021, Taqa Morocco's NIGS rose by 4% at MAD 444 Mn.

### | Sept. 17<sup>th</sup> | 2021

Sonasid : A profit of MAD 47 Mn in H1 2021 against a loss of MAD -43 Mn in H1 2020.



# CASABLANCA CLOSING

## EQUITY



### DAILY STOCK ON SEPTEMBER 17<sup>th</sup>, 2021

17/09/2021	Close	Day	YTD	Max 2021	Min 2021	Quantity	P/E 20R	P/B 20R	D/Y 20R
Addoha	12,20	0,00%	90,92%	13,50	6,08	421 304	N.S	0,4	0,0%
AFMA	1 220,0	0,00%	9,32%	1 248,0	1 090,0	1	23,0	19,8	3,9%
Afric Industries	340,50	3,97%	22,92%	340,50	270,00	291	12,5	2,1	6,5%
Afrikaia Gaz	4 600,0	1,43%	24,66%	4 600,0	3 829,0	11	24,6	5,0	2,7%
Agma	4 264,0	0,00%	14,72%	4 614,0	3 791,0	0	17,0	8,1	5,5%
Alliances	43,46	-0,09%	20,89%	47,52	29,88	26 325	N.S	0,3	0,0%
Aluminium du Maroc	1 395,0	1,09%	3,72%	1 548,0	1 283,0	52	19,3	1,6	5,7%
Aradej Capital	380,00	0,00%	-5,00%	401,90	375,05	0	N.S	1,1	3,3%
AtlantaSanad	102,0	-0,05%	24,33%	102,9	77,0	69 264	13,0	3,0	4,4%
Attijariwafa bank	484,80	1,62%	14,54%	484,80	415,00	28 341	28,8	2,1	2,3%
Auto Hall	100,0	3,63%	41,84%	100,0	69,5	38 865	34,9	2,9	3,5%
Auto Nejma	1 980,00	0,00%	-0,25%	2 064,00	1 963,00	0	19,7	2,2	3,0%
Balima	84,4	0,00%	3,19%	84,4	76,6	0	14,6	1,3	5,4%
BCP	271,15	0,43%	8,59%	275,00	244,00	27 216	37,2	1,5	3,0%
BoA	174,1	0,00%	11,61%	177,4	148,1	24 428	24,1	1,6	2,9%
BMCI	691,00	1,13%	8,31%	732,90	612,00	9 346	N.S	1,2	6,2%
Cartier Saada	25,8	-3,98%	-13,73%	29,9	25,2	3 676	N.S	1,3	0,0%
Centrale Danone	529,30	0,00%	3,18%	558,00	480,15	0	N.S	33,5	0,0%
CIH	296,4	3,64%	16,24%	296,4	254,0	12 232	N.S	1,8	2,7%
Cimar	1 840,00	0,27%	9,59%	1 901,00	1 605,00	5 604	27,5	6,2	5,4%
CMT	1 692,0	0,12%	11,46%	1 750,0	1 500,0	13	N.S	4,3	7,1%
Colorado	65,00	-0,61%	34,05%	66,00	45,60	200	34,8	2,3	6,4%
Cosumar	280,0	0,70%	33,27%	293,0	214,0	26 869	30,1	4,9	2,1%
Crédit du Maroc	527,00	0,00%	14,84%	527,00	427,25	0	23,2	1,0	0,9%
CTM	715,0	0,70%	4,20%	743,0	678,0	6	N.S	3,5	0,0%
Dari Couspate	4 019,00	0,00%	-14,47%	4 711,00	4 019,00	0	18,6	3,5	3,0%
Delattre Levivier	38,7	1,84%	10,48%	51,3	34,6	123	N.S	N.S	0,0%
Delta Holding	32,97	3,29%	-5,53%	35,17	31,41	10 765	18,4	1,4	NC
Diac Salaf	26,3	0,00%	0,00%	26,3	26,3	0	N.S	N.S	0,0%
Disway	631,00	0,93%	46,40%	638,80	427,05	10	14,1	1,7	5,5%
Ennakl	32,0	0,79%	24,51%	32,9	25,3	2 775	20,5	1,8	6,7%
Eqdom	1 300,00	0,00%	16,07%	1 343,00	1 100,00	0	N.S	1,4	5,0%
Fenie Brossette	125,0	-0,28%	211,60%	134,8	40,1	243	N.S	1,7	0,0%
HPS	7 070,00	3,96%	8,94%	7 070,00	5 792,00	43	N.S	10,0	0,7%
IAM	141,8	0,25%	-2,24%	148,9	134,3	491 138	20,8	7,4	2,8%
IB Maroc	32,50	-2,11%	13,84%	38,89	28,55	57	N.S	N.S	0,0%
Immorente	98,0	1,44%	4,26%	98,9	91,0	10	N.S	1,2	6,1%
Involys	98,55	-0,45%	-16,41%	119,95	98,55	550	N.S	0,4	0,0%
Jet Contractors	277,0	-0,72%	37,13%	305,0	196,0	2 026	N.S	1,1	0,0%
Label Vie	4 440,00	3,26%	38,75%	4 440,00	3 118,00	8 093	37,3	5,8	1,4%
LafargeHolcim Maroc	2 048,0	1,14%	28,00%	2 048,0	1 555,0	9 615	26,0	4,3	2,4%
Lesieur	187,00	-0,03%	15,43%	203,80	159,00	42 421	29,0	2,9	1,6%
LYDEC	360,0	0,00%	-3,73%	367,7	310,0	0	N.S	1,6	0,0%
M2M Group	790,00	0,00%	16,18%	977,00	621,00	10	N.S	2,7	0,0%
Maghreb Oxygène	212,2	0,00%	11,66%	212,2	188,0	0	11,6	0,7	1,9%
Maghrébaïl	773,00	0,00%	-11,45%	889,00	755,00	2	16,7	1,2	3,9%
Managem	1 568,0	0,84%	36,47%	1 596,0	1 186,0	1 366	N.S	3,2	0,0%
Maroc Leasing	388,00	0,00%	-10,58%	440,00	367,35	0	N.S	1,1	3,1%
Marsa Maroc	272,7	1,36%	29,83%	272,7	207,0	66 058	40,1	9,6	2,9%
Med Paper	26,49	-3,99%	94,21%	27,59	12,64	4 536	N.S	N.S	0,0%
Microdata	664,0	0,61%	14,48%	707,1	580,0	1 300	17,4	6,2	5,0%
Mutandis	258,50	-0,58%	18,58%	286,00	215,05	23 385	25,8	2,0	3,3%
Nexans	197,0	0,00%	45,93%	200,0	122,8	0	9,4	0,6	5,1%
Oulmés	1 155,00	0,00%	-5,25%	1 219,00	1 030,00	0	N.S	3,9	0,0%
Promopharm	1 170,0	1,74%	64,79%	1 170,0	710,0	1	19,4	3,0	2,6%
Rebab	100,00	0,00%	-9,05%	109,95	98,00	0	N.S	0,6	0,0%
RDS	34,8	-0,52%	28,78%	38,2	25,0	1 864	N.S	0,2	0,0%
Risma	116,00	0,00%	1,75%	131,95	98,65	105	N.S	1,3	0,0%
S2M	220,3	-3,99%	37,69%	239,0	160,0	593	N.S	5,8	0,0%
Saham Assurance	1 340,00	0,00%	4,85%	1 340,00	1 177,00	0	24,7	1,2	1,5%
Salafin	690,0	1,65%	43,45%	705,0	500,0	3 830	N.S	2,2	7,5%
Samir	127,80	0,00%	0,00%	127,80	127,80	0	N.S	N.S	0,0%
SBM	2 700,0	-0,74%	12,55%	2 775,0	2 284,0	2 881	30,1	5,2	3,9%
SMI	1 746,00	-0,29%	-9,77%	2 419,00	1 746,00	210	29,6	2,2	2,9%
SNEP	690,0	-1,43%	48,39%	775,0	464,0	1 365	17,3	2,4	2,2%
Sonasid	586,60	-3,99%	95,53%	650,00	300,00	35 859	N.S	1,3	1,2%
Sothema	1 510,0	0,67%	202,00%	1 740,0	500,0	31	N.S	3,0	1,4%
SRM	149,90	1,97%	13,56%	160,00	132,00	14	12,5	0,3	0,0%
Stokvis	16,0	-3,97%	54,26%	18,0	10,3	3 072	N.S	N.S	0,0%
Stroc Industrie	19,21	-2,29%	-6,29%	21,82	16,08	578	N.S	N.S	0,0%
TAQA Morocco	1 010,0	0,30%	10,38%	1 050,0	905,0	127	27,1	4,3	3,5%
Timar	137,95	0,00%	6,94%	139,50	120,50	0	N.S	0,4	0,0%
Total Maroc	1 602,0	2,76%	33,50%	1 602,0	1 211,0	5 571	27,3	6,0	3,1%
UNIMER	127,50	0,00%	-20,81%	161,00	127,50	0	N.S	1,1	1,2%
Wafa Assurance	4 275,0	0,78%	10,47%	4 295,0	3 800,0	9 510	32,0	2,5	2,3%
Zellidja	83,31	0,00%	12,58%	95,00	74,00	0	N.S	1,0	0,0%
MASI	13 019,2	0,91%	15,34%	13 019,2	11 215,7	-	23,6	4,4	2,9%

Multiples reflect 2020 recurring results reported to the current stock market capitalization



Attijari  
Global Research



# CASABLANCA CLOSING

## EQUITY

### 2020 FINANCIAL FIGURES

	Turnover			EBIT			Net Income (Group Share)			
	MAD Mn	2020	2019	Change	2020	2019	Change	2020	2019	Change
Maroc Telecom		36 769	36 517	0,7%	11 598	11 540	0,5%	6 001	6 029	-0,5%
Cosumar		8 630	8 211	5,1%	1 415	1 455	-2,8%	880	924	-4,8%
Lesieur Cristal		3 899	3 893	0,2%	287	254	13,0%	178	166	7,2%
SBM		2 392	2 669	-10,4%	462	582	-20,7%	254	374	-32,0%
Mutandis		1 396	1 462	-4,5%	134	148	-9,5%	80	82	-2,0%
Dari Couspate		652	604	8,0%	96	87	10,2%	65	60	7,8%
Unimer		1 001	1 356	-26,2%	26	93	-71,8%	-50	60	MAD -110 Mn
Oulmès		1 448	1 710	-15,3%	51	79	-34,8%	-42	12	MAD -54 Mn
Attijariwafa bank		23 858	23 473	1,6%	7 169	10 661	-32,8%	3 627	5 816	-37,6%
BOA		14 002	13 861	1,0%	2 750	3 599	-23,6%	1 487	1 922	-22,6%
BCP		19 287	17 816	8,3%	3 128	5 994	-47,8%	1 476	2 999	-50,8%
BMCI		3 052	3 059	-0,3%	512	973	-47,4%	200	605	-66,9%
CIH Bank		2 760	2 502	10,3%	217	692	-68,6%	148	426	-65,3%
Crédit du Maroc		2 381	2 403	-0,9%	425	790	-46,2%	247	509	-51,4%
Wafa Assurance		8 374	8 853	-5,4%	704	757	-6,9%	447	649	-28,0%
Saham Assurance		5 126	5 422	-5,5%	229	608	-62,4%	223	447	-50,0%
AtlantaSanad		4 993	4 881	2,3%	563	464	21,1%	472	373	26,7%
AFMA		204	194	5,0%	87	81	8,6%	53	50	6,0%
AGMA		131	128	2,2%	71	69	3,4%	50	48	4,3%
Sonasid		3 153	3 622	-12,9%	-22	22	MAD -44 Mn	-28	-41	MAD +13 Mn
Delta Holding		2 506	2 953	-15,1%	277	428	-35,2%	157	220	-28,7%
SNEP		917	944	-2,9%	150	113	32,4%	96	70	36,4%
Jet Contractors		1 458	1 712	-14,8%	104	245	-57,6%	0	118	-99,8%
Aluminium du Maroc		753	893	-15,7%	43	60	-28,4%	34	60	-43,9%
Colorado		462	500	-7,7%	41	63	-34,5%	23	36	-36,5%
Ciments du Maroc		3 702	3 972	-6,8%	1 349	1 481	-8,9%	967	1 081	-10,5%
LafargeHolcim Maroc		6 980	7 855	-11,1%	3 076	3 155	-2,5%	1 842	1 701	8,3%
Addoha		1 173	3 451	-66,0%	-657	611	MAD -1268 Mn	-744	346	MAD -1090 Mn
RDS		618	1 381	-55,2%	-64	309	MAD -373 Mn	-135	304	MAD -439 Mn
Alliances		1 270	2 063	-38,4%	-280	112	MAD -392 Mn	-437	74	MAD -511 Mn
Total Maroc		8 824	12 310	-28,3%	863	847	1,9%	525	600	-12,5%
Taqi Morocco		7 789	9 118	-14,6%	2 359	2 550	-7,5%	880	1 054	-16,5%
Afriquia Gaz		5 716	6 348	-9,9%	893	978	-8,7%	642	699	-8,1%
Label Vie		11 012	10 396	5,9%	541	466	16,1%	338	312	8,3%
Auto Hall		3 948	4 424	-10,8%	295	325	-9,2%	144	159	-9,4%
Auto Nejma		2 216	2 293	-3,4%	172	243	-29,4%	103	159	-35,5%
Marsa Maroc		2 757	2 909	-5,2%	759	937	-19,0%	499	672	-25,7%
Managem		4 726	4 553	3,8%	444	-345	MAD +789 Mn	225	-427	MAD +652 Mn
CMT		430	511	-15,9%	158	227	-30,7%	52	184	-71,6%
SMI		856	852	0,5%	102	113	-9,7%	97	91	6,6%
HPS		674	684	-1,4%	121	127	-5,0%	84	94	-10,0%
Disway		1 709	1 623	5,3%	117	105	11,6%	85	68	24,0%
Microdata		679	665	2,2%	100	91	10,1%	64	59	8,8%
S2M		222	193	14,8%	-1	3	MAD -4 Mn	-21	-28	MAD +7 Mn
M2M Group		65	194	-66,5%	-27	66	MAD -92 Mn	-10	35	MAD -45 Mn
Involys		33	38	-12,4%	3	1	209,6%	0,4	4	-89,4%
Eqdom		506	555	-8,8%	98	233	-57,9%	41	136	-69,9%
Salafin		367	422	-13,2%	-8	206	MAD -214 Mn	-16	130	MAD -147 Mn
Maghrebaill		392	384	2,2%	115	201	-42,6%	64	107	-39,7%
Maroc Leasing		278	331	-15,9%	43	118	-63,7%	19	72	-73,1%
Risma		503	1 425	-64,7%	-138	264	MAD -402 Mn	-303	140	MAD -433 Mn
Sothema		1 798	1 686	6,7%	360	329	9,2%	237	220	8,0%
Promopharm		573	522	9,7%	101	91	11,2%	60	52	15,6%
CTM		373	655	-43,1%	-76	83	MAD -159 Mn	-88	63	MAD -151 Mn
Timar		440	497	-11,5%	5	21	-78,9%	-2	6	MAD -8 Mn
Maghreb Oxygène		248	240	3,3%	18	21	-15,0%	15	15	0,8%
Nexans Maroc		1 799	1 831	-1,7%	105	80	31,6%	47	25	88,0%
Immoyente Invest		60	57	4,1%	15	12	27,1%	6	4	53,7%
Ennaki Automobiles		1 492	1 541	-3,2%	121	132	-8,6%	47	74	-37,1%
Afric Industries		42	43	-3,2%	11	10	2,3%	8	7	9,5%
Lydec		7 042	7 461	-5,6%	43	333	-87,0%	-36	169	MAD -205 Mn
Aradei		271	288	-5,7%	132	329	-59,7%	18	214	-91,8%
Med Paper		62	84	-26,4%	-4	-1	MAD -4 Mn	-9	-6	MAD -3 Mn
Fenie Brossette		429	553	-22,4%	-18	-38	MAD +21 Mn	-23	-67	MAD +44 Mn
IB Maroc.com		11	35	-67,2%	-14	-13	MAD -0,4 Mn	-16	-26	MAD +10 Mn
Stokvis Nord Afrique		258	325	-20,4%	-3	-12	MAD +21 Mn	-26	-38	MAD +12 Mn
Stroc Industrie		32	61	-48,0%	-29	-79	MAD +50 Mn	-53	-104	MAD +50 Mn
Centrale Danone		4 653	4 736	-1,8%	23	-59	MAD +82 Mn	59	-421	MAD +480 Mn
SRM		248	361	-31,4%	9	14	-36,9%	4	5	-27,2%
Balima		46	47	-3,3%	13	17	-20,8%	10	15	-34,9%
DLM		191	409	-53,3%	-71	-141	MAD +69 Mn	-66	-60	MAD -6 Mn
Zellidja		429	553	-22,4%	-24	-44	MAD +20 Mn	-17	-19	MAD +1,4 Mn
Rebab Company		0,05	0,09	-50,0%	-0,34	-0,27	MAD -0,07 Mn	-3,9	2,2	MAD -6 Mn







# CASABLANCA CLOSING

## EQUITY

### 2020 DIVIDENDS

Stock	DPS 2020	DPS 2019	Change	GM Date	Ex-Dividend Date	Date of payment
Addoha	0	0	-	22/06/2021		
AFMA	47	50	-6%	08/06/2021	16/08/2021	26/08/2021
Africa Industries	22	20	10%	25/05/2021	06/07/2021	15/07/2021
Africa Gaz	125	125	0%	24/03/2021	07/04/2021	16/04/2021
Agma Lahlou-Tazi	235	225	4%	28/05/2021	13/07/2021	27/07/2021
Alliances	0	0		25/06/2021		
ALM	80	70	14%	03/06/2021	21/06/2021	30/06/2021
Aradei	4 (Ordinary DPS) 8,35 (Extraordinary DPS)	15,5	-100%	06/05/2021	03/06/2021	14/06/2021
AtlantaSanad	4,5	3,3	36%	20/05/2021	09/06/2021	18/06/2021
Attijariwafa bank	11	13,5 (Extraordinary DPS)	-19%	27/05/2021	05/07/2021	27/08/2021
Auto Hall	3,5	3,5	0%	25/05/2021	17/06/2021	28/06/2021
Auto Nejma	60	94	-36%	20/05/2021	21/06/2021	30/06/2021
Balima	4,6	4,6	0%	29/06/2021	16/07/2021	02/08/2021
BCP	8	8	0%	24/06/2021	09/08/2021	24/09/2021
BoA	5	5	0%	29/06/2021	15/07/2021	29/07/2021
BMCI	43	0	-	07/05/2021	20/05/2021	31/05/2021
Cartier Saada	0	0	-	08/09/2021		
CDM	4,55	18,7	-76%	09/06/2021	29/06/2021	08/07/2021
Centrale Danone	0	0	-	16/06/2021		
CIH	8	14	-43%	16/06/2021	07/07/2021	16/07/2021
Cimar	90 (Ordinary DPS) 10 (Extraordinary DPS)	85 (Ordinary DPS) 15 (Extraordinary DPS)	-10%	28/05/2021	06/07/2021	15/07/2021
CMT	120	0	-	28/06/2021	30/08/2021	08/09/2021
Colorado	1,45 (Ordinary DPS) 2,7 (Extraordinary DPS)	0	-	27/04/2021	18/05/2021	27/05/2021
Cosumar	6	7	-14%	03/06/2021	07/07/2021	16/07/2021
CTM	0	0	-	08/06/2021		
Dari Couspate	120	95	26%	29/06/2021	14/07/2021	28/07/2021
Delta Holding	NC	0	-	18/05/2021		
Disway	35	28	25%	18/05/2021	24/06/2021	05/07/2021
DLM	0	0	-	29/06/2021		
Ennaki	1,83	0,79	132%	17/05/2021	16/06/2021	25/06/2021
Eqdom	65	0	-	27/05/2021	18/06/2021	29/06/2021
Fenie Brossette	0	0	-	28/06/2021		
HPS	50	0	-	28/06/2021	15/07/2021	29/07/2021
IB Maroc	0	0	-	30/06/2021		
Immoyente	6	6,5	-8%	13/04/2021	22/09/2021	01/10/2021
Involys	0	0	-	25/06/2021		
Jet Contractors	0	0	-	31/05/2021		
Label Vie	59,88	56	6%	25/06/2021	04/08/2021	17/08/2021
LafargeHolcim Maroc	50	32	56%	15/04/2021	03/05/2021	12/05/2021
Lesieur Cristal	3	3	0%	21/10/2021		
Lydec	0	0	-	28/06/2021		
M2M	0	0	-	29/06/2021		
Maghreb Oxygène	4	4	0%	25/03/2021	08/04/2021	19/04/2021
Maghrebail	30	50	-40%	27/04/2021	01/07/2021	12/07/2021
Managem	0	0	-	27/05/2021		
Maroc Leasing	12	0	-	28/06/2021	15/09/2021	24/09/2021
Maroc Telecom	4,01	5,54	-28%	30/04/2021	06/09/2021	15/09/2021
Marsa Maroc	8,0	9,7	-18%	30/06/2021	26/07/2021	05/08/2021
Med Paper	0	0	-	25/06/2021		
Microdata	33	30	10%	23/06/2021	12/07/2021	26/07/2021
Mutandis	8,5	8,5	0%	01/04/2021	23/06/2021	02/07/2021
Nexans	10	5	100%	28/06/2021	13/07/2021	27/07/2021
Oulmès	0	0	-	04/05/2021		
Promopharm	30	0	-	24/06/2021	12/07/2021	26/07/2021
RDS	0	0	-	27/05/2021		
Rebab Company	0	0	-	30/06/2021		
Risma	0	0	-	29/06/2021		
S2M	0	0	-	30/06/2021		
Saham Assurance	20	30	-33%	10/05/2021	06/07/2021	15/07/2021
Salafin		22 (Ordinary DPS)	-	11/06/2021		
	52 (Extraordinary DPS)	22 (Extraordinary DPS)	136%	30/06/2021	12/07/2021	26/07/2021
SBM	106	136	-22%	30/04/2021	24/05/2021	02/06/2021
SMI	50	0	-	27/05/2021	22/06/2021	01/07/2021
SNEP	15	0	-	24/06/2021	09/09/2021	20/09/2021
Sonassid	7	0	-	08/06/2021	22/06/2021	01/07/2021
Sothema	21	17	25%	26/05/2021	15/07/2021	29/07/2021
SRM	0	0	-	17/06/2021		
Stokvis	0	0	-	17/06/2021		
Stroc Industrie	0	0	-	03/06/2021		
Taqa Morocco	35	36	-3%	07/06/2021	07/07/2021	16/07/2021
Timar	0	0	-	26/05/2021		
Total Maroc	50,39	56	-10%	03/06/2021	21/06/2021	30/06/2021
Unimer	1,5	3,0	-50%	24/06/2021	17/09/2021	28/09/2021
Wafa Assurance	100	120	-17%	04/05/2021	10/06/2021	21/06/2021
Zellidja	0	0	-	30/06/2021		

#### Attijari Global Research

Mahat Zerhouni  
+212 529 03 68 16  
m.zerhouni@attijari.ma

#### Attijari Intermédiation

Anis Hares  
+212 529 03 68 34  
Alae Yahya  
+212 529 03 68 15  
Sofia Mohcine  
+212 522 49 59 52



Attijari  
Global Research