



CASABLANCA CLOSING

EQUITY

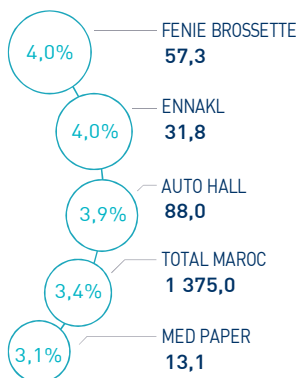
28 APRIL 2021

MARKET INSIGHT

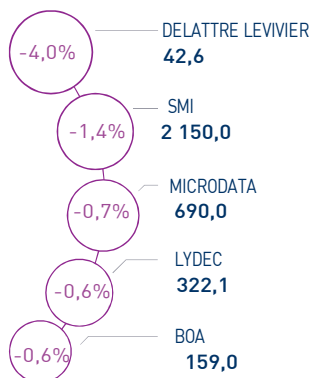
 MASI 11 783 pts	 MADEX 9 579 pts	 CAPI 610 MAD Bn	 VOLUME 144 MAD Mn
↗ Daily 0,31%	↗ Daily 0,31%	↗ High 610	MC 144
↗ YTD 4,39%	↗ YTD 4,23%	↘ Low 581	MB -

THE DAY IN REVIEW

TOP PERFORMERS



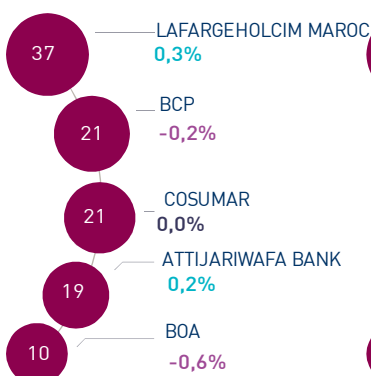
BOTTOM PERFORMERS



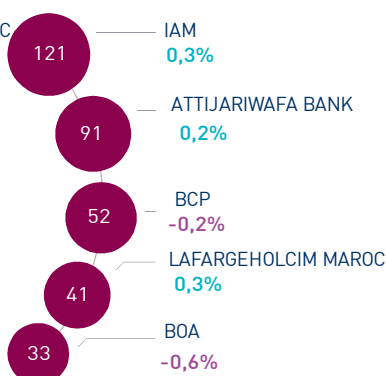
At the end of this trading session, the MASI index rose by 0.31% at 11,783 points. In this context, the annual performance of the market settles at 4.39%.

Fenie Brossette topped the highest increases recording a gain of 4.0%. In the opposite, Delattre Levier Maroc dropped by 4.0%, i.e. the strongest decline of this trading session.

MOST ACTIVE (MAD Mn)



LARGEST CAP (MAD Bn)



Volume on the central market reached MAD 144 Mn.

This was mainly driven by LafargeHolcim, BCP and Cosumar which monopolized almost 55% of the total flow.

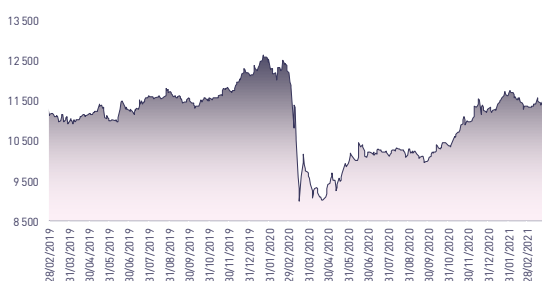
Attijari Global Research

Mahat Zerhouni
+212 529 03 68 16
m.zerhouni@attijari.ma

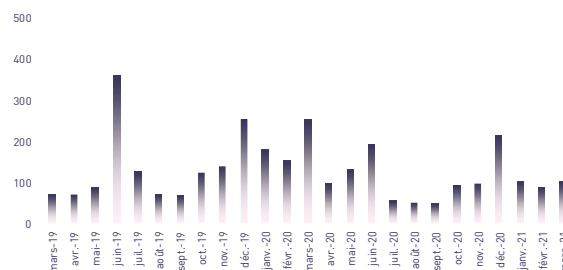
Attijari Intermédiation

Anis Hares
+212 529 03 68 34
Alae Yahya
+212 529 03 68 15
Sofia Mohcine
+212 522 49 59 52

MASI INDEX EVOLUTION (pts)



ADV- MONTHLY BASIS VOLUME (MAD Mn)



KEY ECONOMIC RELEASES/EVENTS OVER THE WEEK

| Apr. 28th | 2021

Sothema : A capital increase of MAD 180 Mn.

| Apr. 27th | 2021

At the end of February 2021, tourist arrivals in Morocco recorded a decline of 81% compared to the same period of the previous year.

| Apr. 27th | 2021

The Commercial Court of Casablanca announced the legal redress of Delattre Levier Maroc. This is intended to allow the company to continue its activities.

| Apr. 26th | 2021

Managem : Issuance of a bond loan for a maximum amount of MAD 2 Bn.



Attijari
Global Research



CASABLANCA CLOSING

EQUITY



DAILY STOCK ON APRIL 28th, 2021

28/04/2021	Close	Day	YTD	Max 2021	Min 2021	Quantity	P/E 20R	P/B 20R	D/Y 20R
Addoha	6,76	0,00%	5,79%	7,41	6,08	217 268	N.S	0,2	0,0%
AFMA	1 162,0	0,00%	4,12%	1 192,0	1 090,0	1	21,9	18,9	4,0%
Afric Industries	295,50	1,90%	6,68%	300,00	270,00	111	10,8	1,8	7,4%
Afrikaia Gaz	3 990,0	-0,05%	8,13%	4 262,0	3 829,0	42	21,4	4,3	3,1%
Agma	4 416,0	1,99%	18,81%	4 416,0	3 791,0	2	17,6	8,4	5,3%
Alliances	31,00	0,00%	-13,77%	39,60	29,88	28 314	N.S	0,2	0,0%
Aluminium du Maroc	1 402,0	0,00%	4,24%	1 440,0	1 283,0	80	19,4	1,6	5,0%
Aradej Capital	394,50	0,64%	-1,38%	401,90	382,15	4	N.S	1,1	3,1%
AtlantaSanad	93,0	1,09%	13,41%	93,0	77,0	1 149	11,9	2,7	4,8%
Attijariwafa bank	429,00	0,23%	1,36%	445,00	415,00	44 641	25,2	1,9	2,6%
Auto Hall	88,0	3,90%	24,82%	88,0	69,5	41 938	30,7	2,6	4,0%
Auto Nejma	2 064,00	0,00%	3,98%	2 064,00	1 985,00	0	20,6	2,3	2,9%
Balima	81,8	0,00%	0,00%	81,8	81,8	0	13,6	1,2	NC
BCP	258,00	-0,19%	3,32%	259,95	244,00	80 575	35,4	1,4	NC
BoA	159,0	-0,56%	1,96%	162,0	148,1	60 892	22,0	1,5	NC
BMCI	705,00	1,44%	10,50%	720,00	615,00	6 503	N.S	1,2	6,1%
Cartier Saada	27,5	1,85%	-8,12%	29,9	25,2	249	N.S	1,4	0,0%
Centrale Danone	539,80	0,00%	5,22%	539,80	480,15	0	N.S	34,1	0,0%
CIH	264,9	0,15%	3,88%	270,0	254,0	476	N.S	1,6	3,0%
Cimar	1 790,00	0,28%	6,61%	1 795,00	1 605,00	4	26,7	6,0	5,0%
CMT	1 672,0	0,00%	10,14%	1 715,0	1 500,0	0	N.S	4,2	7,2%
Colorado	58,00	2,65%	19,61%	58,00	45,60	11 752	40,1	2,1	7,2%
Cosumar	253,5	0,00%	20,66%	255,0	214,0	81 485	27,2	4,5	2,4%
Crédit du Maroc	450,00	0,00%	-1,94%	470,00	429,00	0	19,8	0,9	1,0%
CTM	680,0	0,00%	-0,90%	730,0	680,0	10	N.S	3,3	0,0%
Dari Couspate	4 600,00	0,00%	-2,11%	4 699,00	4 600,00	0	21,3	4,0	NC
Delattre Levivier	42,6	-3,99%	21,70%	51,3	36,0	105	N.S	N.S	0,0%
Delta Holding	33,49	1,48%	-4,04%	35,17	32,00	55	18,7	1,4	NC
Diac Salaf	26,3	0,00%	0,00%	26,3	26,3	0	N.S	N.S	0,0%
Disway	590,00	1,72%	36,89%	594,90	427,05	505	13,2	1,6	5,9%
Ennakl	31,8	3,99%	24,05%	31,8	25,3	1 618	N.S	2,0	6,7%
Eqdom	1 235,00	0,00%	10,27%	1 240,00	1 100,00	0	N.S	1,3	5,3%
Fenie Brossette	57,3	3,99%	42,87%	57,3	40,1	1 317	N.S	0,8	0,0%
HPS	5 999,00	0,00%	-7,57%	6 880,00	5 792,00	0	N.S	8,5	0,8%
IAM	137,3	0,26%	-5,31%	148,9	135,6	50 611	20,1	7,2	2,9%
IB Maroc	29,60	0,00%	3,68%	38,89	28,55	0	N.S	N.S	0,0%
Immorente	98,0	1,55%	4,26%	98,0	91,0	8 736	N.S	1,2	6,1%
Involys	106,80	1,71%	-9,41%	119,95	103,40	6	N.S	0,4	0,0%
Jet Contractors	223,7	-0,31%	10,74%	249,0	196,0	250	N.S	0,9	0,0%
Label Vie	3 380,00	-0,27%	5,62%	3 398,00	3 118,00	267	28,4	4,4	1,8%
LafargeHolcim Maroc	1 746,0	0,34%	9,13%	1 746,0	1 555,0	21 072	22,2	3,7	2,9%
Lesieur	180,00	0,11%	11,11%	180,00	159,00	12 876	27,9	2,8	NC
LYDEC	322,1	-0,60%	-13,88%	362,0	311,2	6 810	N.S	1,5	0,0%
M2M Group	920,00	0,00%	35,29%	956,00	680,00	0	N.S	3,2	0,0%
Maghreb Oxygène	188,0	0,00%	-1,05%	196,0	188,0	0	10,3	0,6	2,1%
Maghrébaïl	889,00	0,00%	1,83%	889,00	856,00	0	19,2	1,3	3,4%
Managem	1 481,0	0,41%	28,89%	1 486,0	1 186,0	112	N.S	3,0	0,0%
Maroc Leasing	440,00	0,00%	1,41%	440,00	425,25	2	N.S	1,3	2,7%
Marsa Maroc	229,0	1,78%	9,05%	229,0	207,0	26 212	33,7	8,0	3,5%
Med Paper	13,10	3,07%	-3,96%	14,61	12,64	1 373	N.S	N.S	0,0%
Microdata	690,0	-0,72%	18,97%	705,0	580,0	262	18,1	6,4	4,8%
Mutandis	243,00	0,79%	11,47%	247,00	215,05	3 312	24,2	1,9	3,5%
Nexans	142,0	0,00%	5,19%	147,9	122,8	0	6,8	0,4	7,0%
Oulmès	1 050,00	0,00%	-13,86%	1 219,00	1 030,00	9	N.S	3,5	0,0%
Promopharm	844,0	0,00%	18,87%	845,0	710,0	0	14,0	2,2	0,0%
Rebab	109,95	0,00%	0,00%	109,95	109,95	0	N.S	0,7	0,0%
RDS	26,4	1,11%	-2,26%	30,5	25,1	873	N.S	0,2	0,0%
Risma	101,00	0,00%	-11,40%	113,60	98,65	0	N.S	1,2	0,0%
S2M	161,0	0,00%	0,63%	175,0	160,0	0	N.S	4,2	0,0%
Saham Assurance	1 200,00	0,00%	-6,10%	1 244,00	1 200,00	0	22,1	1,1	1,7%
Salafin	530,0	0,38%	10,19%	570,0	500,0	12	N.S	1,7	NC
Samir	127,80	0,00%	0,00%	127,80	127,80	0	N.S	N.S	0,0%
SBM	2 450,0	0,00%	2,13%	2 450,0	2 284,0	3	27,3	4,7	4,3%
SMI	2 150,00	-1,38%	11,11%	2 180,00	1 900,00	105	36,5	2,8	2,3%
SNEP	575,0	1,23%	23,66%	579,8	464,0	3 431	14,5	2,0	2,1%
Sonasid	378,00	-0,34%	26,00%	390,30	300,00	2 784	N.S	0,8	1,9%
Sothema	3 600,0	0,00%	80,00%	3 680,0	2 000,0	200	26,4	6,4	2,3%
SRM	156,00	0,00%	18,18%	156,00	132,00	0	13,0	0,3	0,0%
Stokvis	11,8	0,00%	14,12%	12,2	10,3	60	N.S	N.S	0,0%
Stroc Industrie	17,00	0,00%	-17,07%	20,50	16,17	0	N.S	N.S	0,0%
TAQA Morocco	999,0	1,94%	9,18%	999,0	905,0	188	26,8	4,2	3,5%
Timar	125,10	0,00%	-3,02%	129,00	125,10	0	N.S	0,3	0,0%
Total Maroc	1 375,0	3,38%	14,58%	1 375,0	1 211,0	357	23,5	5,2	NC
UNIMER	160,00	0,00%	-0,62%	161,00	160,00	0	N.S	1,4	NC
Wafa Assurance	3 900,0	0,00%	0,78%	4 129,0	3 800,0	0	29,2	2,3	2,6%
Zellidja	80,00	0,00%	8,11%	82,80	74,00	0	N.S	0,9	0,0%
MASI	11 782,5	0,31%	4,39%	11 782,5	11 215,7	-	22,0	4,2	2,9%

Multiples reflect 2020 recurring results reported to the current stock market capitalization



Attijari
Global Research



CASABLANCA CLOSING

EQUITY

2020 FINANCIAL FIGURES

	Turnover			EBIT			Net Income (Group Share)			
	MAD Mn	2020	2019	Change	2020	2019	Change	2020	2019	Change
Maroc Telecom		36 769	36 517	0,7%	11 598	11 540	0,5%	6 001	6 029	-0,5%
Cosumar		8 630	8 211	5,1%	NC	NC	-	880	924	-4,8%
Lesieur Cristal		3 899	3 893	0,2%	287	254	13,0%	178	166	7,2%
SBM		2 392	2 669	-10,4%	462	582	-20,7%	254	374	-32,0%
Mutandis		1 396	1 462	-4,5%	134	148	-9,5%	80	82	-2,0%
Dari Couspate		652	604	8,0%	96	87	10,2%	65	60	7,8%
Unimer		1 001	1 356	-26,2%	26	93	-71,8%	-50	60	MAD -110 Mn
Oulmès		1 448	1 710	-15,3%	51	79	-34,8%	-42	12	MAD -54 Mn
Attijariwafa bank		23 858	23 473	1,6%	7 169	10 661	-32,8%	3 627	5 816	-37,6%
BOA		14 002	13 861	1,0%	2 750	3 599	-23,6%	1 487	1 922	-22,6%
BCP		19 287	17 816	8,3%	3 128	5 994	-47,8%	1 476	2 999	-50,8%
BMCI		3 052	3 059	-0,3%	512	973	-47,4%	200	605	-66,9%
CIH Bank		2 760	2 502	10,3%	217	692	-68,6%	148	426	-65,3%
Crédit du Maroc		2 381	2 403	-0,9%	425	790	-46,2%	247	509	-51,4%
Wafa Assurance		8 374	8 853	-5,4%	704	757	-6,9%	467	649	-28,0%
Saham Assurance		5 126	5 422	-5,5%	229	608	-62,4%	223	447	-50,0%
AtlantaSanad		4 993	4 881	2,3%	563	464	21,1%	472	373	26,7%
AFMA		204	194	5,0%	87	81	8,6%	53	50	6,0%
AGMA		131	128	2,2%	71	69	3,4%	50	48	4,4%
Sonasid		3 153	3 622	-12,9%	NC	NC	-	-28	-41	MAD +13 Mn
Delta Holding		2 506	2 953	-15,1%	277	428	-35,2%	157	220	-28,7%
SNEP		917	944	-2,9%	150	113	32,3%	96	70	36,4%
Jet Contractors		1 458	1 712	-14,8%	104	245	-57,6%	0	118	-99,8%
Aluminium du Maroc		753	893	-15,7%	43	60	-28,4%	34	60	-43,9%
Colorado		462	500	-7,7%	41	63	-34,5%	18	37	-53,3%
Ciments du Maroc		3 688	3 972	-7,2%	1 349	1 481	-8,9%	967	1 081	-10,5%
LafargeHolcim Maroc		6 980	7 855	-11,1%	3 076	3 155	-2,5%	1 842	1 701	8,3%
Addoha		1 173	3 451	-66,0%	NC	NC	-	-744	346	MAD -1090 Mn
RDS		618	1 381	-55,2%	NC	NC	-	-135	304	MAD -439 Mn
Alliances		1 270	2 063	-38,4%	NC	NC	-	-437	74	MAD -511 Mn
Total Maroc		8 824	12 310	-28,3%	NC	NC	-	525	600	-12,5%
Taqi Morocco		7 789	9 118	-14,6%	2 359	2 550	-7,5%	880	1 054	-16,5%
Afriquia Gaz		5 716	6 348	-9,9%	893	978	-8,7%	642	699	-8,1%
Label Vie		11 012	10 396	5,9%	541	466	16,1%	338	312	8,3%
Auto Hall		3 948	4 424	-10,8%	295	325	-9,2%	144	159	-9,4%
Auto Nejma		2 216	2 293	-3,4%	172	243	-29,4%	103	159	-35,5%
Marsa Maroc		2 757	2 909	-5,2%	759	937	-19,0%	499	672	-25,7%
Managem		4 726	4 553	3,8%	444	-345	MAD +789 Mn	225	-427	MAD +652 Mn
CMT		430	511	-15,9%	158	227	-30,7%	52	184	-71,6%
SMI		856	852	0,5%	102	113	-9,7%	97	91	6,6%
HPS		674	684	-1,4%	121	127	-5,0%	84	94	-10,0%
Disway		1 709	1 623	5,3%	117	105	11,6%	85	68	24,0%
Microdata		679	665	2,2%	100	91	10,1%	64	59	8,8%
S2M		222	193	14,8%	NC	NC	-	-21	-28	MAD +7 Mn
M2M Group		65	194	-66,5%	-27	66	MAD -92 Mn	-10	35	MAD -45 Mn
Involys		33	38	-12,4%	3	1	209,6%	0,4	4	-89,4%
Eqdom		506	555	-8,8%	98	233	-57,9%	41	136	-69,9%
Salafin		367	422	-13,2%	-8	206	MAD -214 Mn	-16	130	MAD -147 Mn
Maghrebaill		392	384	2,2%	115	201	-42,6%	64	107	-39,7%
Maroc Leasing		278	331	-15,9%	43	118	-63,7%	19	72	-73,1%
Risma		503	1 425	-64,7%	NC	NC	-	-303	140	MAD -433 Mn
Sothema		1 798	1 686	6,7%	360	329	9,2%	237	220	8,0%
Promopharm		573	522	9,7%	NC	NC	-	60	52	15,6%
CTM		373	655	-43,1%	-76	83	MAD -159 Mn	-88	63	MAD -151 Mn
Timar		440	497	-11,5%	NC	NC	-	-2	6	MAD -8 Mn
Maghreb Oxygène		248	240	3,3%	18	21	-15,0%	15	15	0,8%
Nexans Maroc		1 799	1 831	-1,7%	NC	NC	-	47	25	88,0%
Immoyente Invest		60	57	4,1%	15	12	27,1%	6	4	53,7%
Ennakl Automobiles		1 492	1 541	-3,2%	121	132	-8,6%	47	74	-37,1%
Afric Industries		42	43	-3,2%	11	10	2,3%	8	7	9,5%
Lydec		7 042	7 461	-5,6%	NC	NC	-	-36	169	MAD -205 Mn
Aradei		271	288	-5,7%	132	329	-59,7%	18	214	-91,8%
Med Paper		62	84	-26,4%	-4	-1	MAD -4 Mn	-9	-6	MAD -3 Mn
Fenie Brossette		429	553	-22,4%	-18	-38	MAD +21 Mn	-23	-67	MAD +44 Mn
IB Maroc.com		11	35	-67,2%	-14	-13	MAD 0 Mn	-16	-26	MAD +10 Mn
Stokvis Nord Afrique		258	325	-20,4%	-3	-12	MAD +10 Mn	-26	-38	MAD +12 Mn
Stroc Industrie		32	61	-48,0%	-29	-79	MAD +50 Mn	-53	-104	MAD +50 Mn
Centrale Danone		4 653	4 736	-1,8%	NC	NC	-	59	-421	MAD +480 Mn
SRM		248	361	-31,4%	9	14	-36,9%	4	5	-27,2%
Balima		46	47	-3,2%	14	11	24,5%	11	12	-10,3%
DLM		191	409	-53,3%	-73	-138	MAD +65 Mn	-66	-60	MAD -6 Mn
Zellidja		0,1	0,3	-67,0%	-24	-44	MAD +20 Mn	-17	-19	MAD +1,4 Mn
Rebab Company		0,05	0,09	-50,0%	-0,34	-0,27	MAD -0,07 Mn	-4	2	MAD +6 Mn





CASABLANCA CLOSING

EQUITY

2020 DIVIDENDS

Stock	DPS 2020	DPS 2019	Change	GM Date	Ex-Dividend Date	Date of payment
Addoha	0	0	-			
AFMA	47	50	-6%			
Afric Industries	22	20	10%			
Afriquia Gaz	125	125	0%	24/03/2021		
Agma Lahlou-Tazi	235	225	4%	28/05/2021		27/07/2021
Alliances	0	0				
ALM	70	70	0%			
Aradei	4 (Ordinary DPS) 8,35 (Extraordinary DPS)	15,5	-20%	06/05/2021		14/06/2021
AtlantaSanad	4,5	3,3	36%	20/05/2021		07/06/2021
Attijariwafa bank	11	13,5 (Extraordinary DPS)	-19%	27/05/2021		
Auto Hall	3,5	3,5	0%	25/05/2021		28/06/2021
Auto Nejma	60	94	-36%	20/05/2021		30/06/2021
Balima	NC	4,6				
BCP	NC	8	-			
BoA	NC	5				
BMCI	43	0	-	07/05/2021		17/05/2021
Cartier Saada	0	0	-			
CDM	4,55	18,7	-76%			
Centrale Danone	0	0				
CIH	8	14	-43%	16/06/2021		
Cimar	90	85 (Ordinary DPS) 15 (Extraordinary DPS)	-10%	28/05/2021		
CMT	120	0	-			
Colorado	1,45 (Ordinary DPS) 2,7 (Extraordinary DPS)	0	-	27/04/2021		27/05/2021
Cosumar	6	7	-14%			
CTM	0	0	-			
Dari Couspate	NC	95				
Delta Holding	NC	0	-	18/05/2021		
Disway	35	28	25%	18/05/2021		05/07/2021
DLM	0	0	-	24/06/2021		
Ennaki	2,13	0,79	169%	17/05/2021		
Eqdom	65	0	-	27/05/2021		29/06/2021
Fenie Brossette	0	0	-			
HPS	50	0	-			
IB Maroc	0	0	-			
Immoyente	6	6,5	-8%	13/04/2021		01/12/2021
Involys	0	0	-			
Jet Contractors	0	0	-	31/05/2021		
Label Vie	60	56	6%			
LafargeHolcim Maroc	50	32	56%	15/04/2021		12/05/2021
Lesieur Cristal	NC	3	-	18/05/2021		
Lydec	0	0	-	10/06/2021		
M2M	0	0	-			
Maghreb Oxygène	4	4	0%	25/03/2021		19/04/2021
Maghrebail	30	50	-40%	27/04/2021		12/07/2021
Managem	0	0	-			
Maroc Leasing	12	0	-			
Maroc Telecom	4,01	5,54	-28%	30/04/2021		01/06/2021
Marsa Maroc	8	9,7	-18%			
Med Paper	0	0	-			
Microdata	33	30	10%			
Mutandis	8,5	8,5	0%	01/04/2021		
Nexans	10	5	100%			
Oulmès	0	0	-	04/05/2021		
Promopharm	0	0	-			
RDS	0	0	-			
Rebab Company	0	0	-			
Risma	0	0	-			
S2M	0	0	-			
Saham Assurance	20	30	-33%	10/05/2021		01/06/2021
Salafin	NC	22 (Ordinary DPS) 22 (Extraordinary DPS)	-			
SBM	106	136	-22%	30/04/2021		02/06/2021
SMI	50	0	-			
SNEP	12	0	-			
Sonasis	7	0	-			
Sothema	84	67	25%	26/05/2021		
SRM	0	0	-	17/06/2021		
Stokvis	0	0	-			
Stroc Industrie	0	0	-			
Taqa Morocco	35	36	-3%			23/07/2021
Timar	0	0	-			
Total Maroc	NC	56	-			
Unimer	NC	3	-			
Wafa Assurance	100	120	-17%	04/05/2021		14/06/2021
Zellidja	0	0	-			

Attijari Global Research

Mahat Zerhouni
+212 529 03 68 16
m.zerhouni@attijari.ma

Attijari Intermédiation

Anis Hares
+212 529 03 68 34
Alae Yahya
+212 529 03 68 15
Sofia Mohcine
+212 522 49 59 52



Attijari
Global Research