

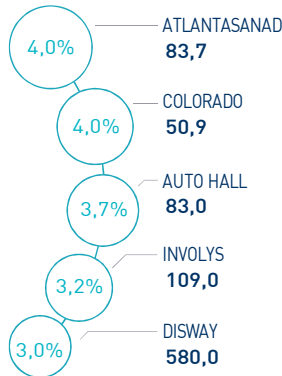
# CASABLANCA CLOSING EQUITY

## MARKET INSIGHT

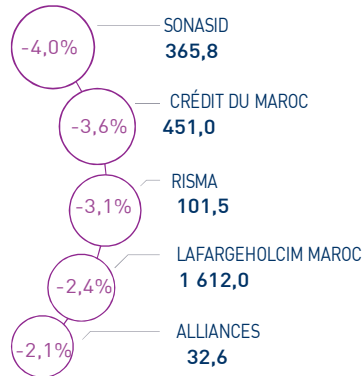
<b>  MASI  </b> 11 465 pts	<b>  MADEX  </b> 9 328 pts	<b>  CAPI  </b> 594 MAD Bn	<b>  VOLUME  </b> 391 MAD Mn
↓ Daily -0,28%	↓ Daily -0,29%	↑ High 607	MC 166
↑ YTD 1,58%	↑ YTD 1,51%	↓ Low 581	MB 225

## THE DAY IN REVIEW

### TOP PERFORMERS



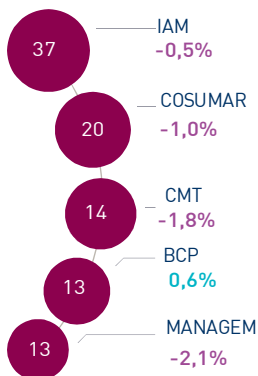
### BOTTOM PERFORMERS



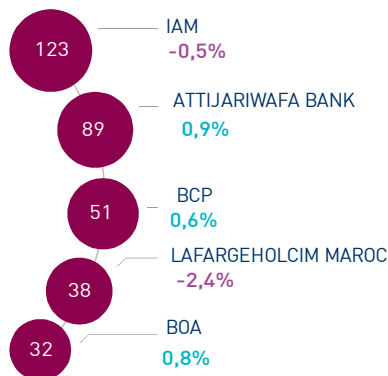
At the end of this trading session, the MASI index decreased by 0.28% to 11,465 points. In this context, the annual performance of the market settles at 1.58%.

AtlantaSanad topped the highest increases recording a gain of 4.0%. In the opposite, Sonasid dropped by 4.0%, i.e. the strongest decline of this trading session.

### MOST ACTIVE (MAD Mn)



### LARGEST CAP (MAD Bn)



Volume on the central market reached MAD 166 Mn, among which 43% concerned Maroc Telecom, Cosumar and CMT.

On the block market 563.451 Aradei Capital shares were traded at a unit price of MAD 400, i.e. a total volume of MAD 225 Mn.

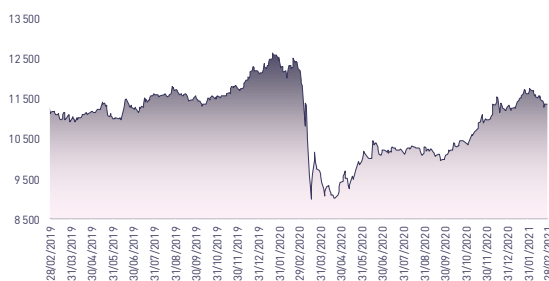
### Attijari Global Research

Mahat Zerhouni  
+212 529 03 68 16  
m.zerhouni@attijari.ma

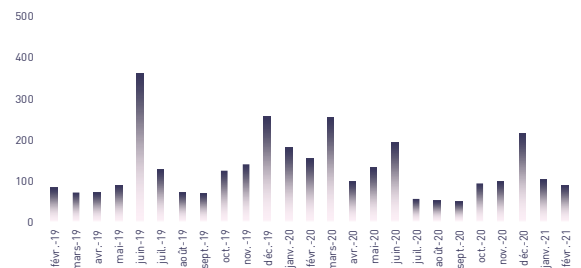
### Attijari Intermédiation

Anis Hares  
+212 529 03 68 34  
Alae Yahya  
+212 529 03 68 15  
Sofia Mohcine  
+212 522 49 59 52

## MASI INDEX EVOLUTION (pts)



## ADV- MONTHLY BASIS VOLUME (MAD Mn)



## KEY ECONOMIC RELEASES/EVENTS OVER THE WEEK

### | Mar. 19<sup>th</sup> | 2021

In 2020, Wafa Assurance's net income down 38% at MAD 404 Mn, DPS set at MAD 100.

### | Mar. 19<sup>th</sup> | 2021

In 2020, HPS's NIGS down 10% at MAD 84 Mn, DPS set at MAD 50.

### | Mar. 19<sup>th</sup> | 2021

Sonasid recorded a loss of MAD -28 Mn in 2020, DPS set at MAD 7.0.

### | Mar. 19<sup>th</sup> | 2021

In 2020, Colorado's net income down 53% at MAD Mn, DPS set at MAD 4.15 of which an extraordinary DPS of MAD 2.7.



Attijari  
Global Research





# CASABLANCA CLOSING

## EQUITY

### H1-2020 FINANCIAL FIGURES

		Turnover			EBIT			Net Income (Group Share)		
MAD Mn		H1-20	H1-19	Change	H1-20	H1-19	Change	H1-20	H1-19	Change
Food-processing	Maroc Telecom	18 323	17 844	2,7%	5 836	5 862	-0,4%	3 006	3 022	-0,5%
	Cosumar	4 260	4 104	3,8%	693	691	0,2%	439	407	7,9%
	Lesieur Cristal	2 067	1 943	6,4%	143	121	18,2%	102	89	14,2%
	SBM	877	981	-10,6%	116	161	-28,0%	58	95	-38,9%
	Centrale Danone	2 281	2 242	1,7%	5	-241	+246 MDH	-30	-289	+259 MDH
	Mutandis	683	684	-0,1%	62	67	-6,9%	34	37	-9,8%
	Dari Couspate	329	286	15,1%	48	44	7,0%	34	34	0,6%
	Unimer	483	664	-27,4%	24	23	5,8%	-16	8	-25 MDH
	Oulmès	630	799	-21,1%	-29	43	-72 MDH	-76	9	-85 MDH
	Attijariwafa bank	12 383	11 777	5,1%	3 692	5 357	-31,1%	1 871	2 935	-36,2%
Banks	BOA	7 040	6 979	0,9%	1 810	2 252	-19,6%	1 064	1 170	-9,1%
	BCP	10 003	8 786	13,9%	2 104	3 001	-29,9%	1 107	1 641	-32,5%
	BMCI	1 554	1 536	1,1%	228	549	-58,4%	109	352	-69,0%
	CIH Bank	1 403	1 195	17,4%	175	238	-26,8%	117	151	-22,3%
	Crédit du Maroc	1 199	1 196	0,3%	148	451	-67,3%	77	301	-74,3%
Insurance	Wafa Assurance	4 697	4 658	0,8%	-116	557	-673 MDH	-128	431	-560 MDH
	Saham Assurance	2 870	3 073	-6,6%	-127	406	-533 MDH	-79	269	-348 MDH
	AtlantiaSanad	2 921	2 763	5,7%	275	264	4,2%	212	201	5,5%
	AFMA	114	112	2,2%	56	54	4,1%	36	35	3,1%
AGMA	68	70	-2,5%	39	41	-6,0%	27	29	-5,3%	
Building materials	Sonaside	1 207	1 814	-33,5%	-35	10	-45 MDH	-43	5	-48 MDH
	Delta Holding	1 135	1 352	-16,1%	136	211	-35,5%	90	111	-18,6%
	SNEP	404	475	-15,0%	56	55	2,8%	24	24	0,0%
	Jet Contractors	656	823	-20,3%	58	153	-62,3%	21	78	-73,6%
	Aluminium du Maroc	329	437	-24,6%	8	40	-80,7%	6	34	-81,7%
	Colorado	175	246	-28,7%	-5	38	-43 MDH	-10	23	-33 MDH
CM	Ciments du Maroc	1 692	2 059	-17,9%	526	727	-27,6%	252	500	-69,6%
	LaforceHolcim Maroc	3 185	3 896	-18,2%	1 411	1 652	-14,6%	870	965	-9,9%
R. Estate	Addoha	438	2 017	-78,3%	-166	427	-593 MDH	-80	340	-421 MDH
	RDS	473	616	-23,3%	-3	144	-147 MDH	-36	84	-120 MDH
	Alliances	668	1 054	-36,7%	70	160	-56,1%	9	93	-90,2%
	Total Maroc	4 433	6 033	-26,5%	96	386	-75,1%	103	276	-62,4%
Distribution	Taqa Morocco	4 016	4 512	-11,0%	1 100	1 243	-11,5%	428	507	-15,5%
	Label Vie	5 381	4 683	14,9%	237	198	19,9%	195	168	16,4%
	Afriquia Gaz	2 959	3 313	-10,7%	465	465	0,0%	328	347	-5,5%
	Auto Hall	1 236	2 117	-41,6%	16	158	-89,9%	-29	77	-106 MDH
	Lydec	3 382	3 593	-5,9%	-10	126	-136 MDH	-19	69	-88 MDH
	Auto Nejma	841	951	-11,6%	65	109	-40,6%	39	71	-45,2%
	Marsa Maroc	1 454	1 447	0,5%	432	471	-8,2%	280	343	-18,4%
Mining	Managem	2 379	2 160	10,1%	303	-99	+402 MDH	98	-139	+237 MDH
	CMT	190	251	-24,4%	54	112	-51,9%	43	91	-52,7%
	SMI	440	424	3,8%	59	60	-1,2%	61	45	33,3%
	HPS	319	322	-0,9%	62	56	9,4%	49	40	22,8%
IT	Disway	826	799	3,3%	62	60	2,8%	44	41	7,7%
	Microdata	419	411	1,9%	72	52	38,2%	49	35	39,7%
	S2M	107	109	-2,1%	-14	-8	-6 MDH	-22	-10	-12 MDH
Leasing	MZM Group	50	91	-44,5%	10	33	-69,9%	15	19	-21,8%
	Involys	19	20	-3,7%	3	1	229,5%	1	2	-39,2%
	Eqdom	250	273	-8,3%	52	120	-56,4%	24	69	-65,7%
	Salafin	183	221	-17,4%	30	112	-73,2%	18	72	-74,9%
	Maghrebail	189	188	0,9%	23	104	-78,3%	8	53	-84,2%
	Maroc Leasing	123	151	-18,7%	39	58	-32,1%	15	35	-58,9%
	Risma	327	701	-53,4%	-45	126	-171 MDH	-69	65	-133 MDH
	Sothema	840	841	-0,1%	181	141	28,7%	118	96	22,7%
	Promopharm	256	240	6,8%	33	36	-6,7%	19	22	-14,0%
	CTM	174	299	-41,7%	-51	26	-77 MDH	-45	14	-59 MDH
	Timar	202	257	-21,5%	2	14	-87,7%	-2	6	-8 MDH
Others	Maghreb Oxygène	111	119	-7,3%	1	11	-90,0%	3	8	-67,9%
	Nexans Maroc	886	950	-6,7%	46	55	-16,2%	14	25	-44,3%
	Immorable Invest	30	18	64,2%	13	7	68,1%	6	7	-16,7%
	Ennaki Automobiles	540	727	-25,8%	40	75	-46,0%	19	45	-58,4%
	Afric Industries	17	22	-23,6%	3	5	-34,4%	3	4	-24,9%
	Med Paper	23	38	-40,1%	-6	-4	-2 MDH	-8	-7	-1 MDH
	Lenie Brossette	180	286	-37,0%	-15	-10	-5 MDH	-19	-49	+30 MDH
	IB Maroc.com	6	17	-63,9%	-3	-7	+4 MDH	-5	-10	+5 MDH
	Stokvis Nord Afrique	107	180	-40,3%	-3	3	-6 MDH	-9	-4	-5 MDH
	SRM	91	131	-30,6%	-0,06	0,11	-0,17 MDH	-4	-4	0 MDH
	Balima	23	23	-1,3%	8	6	25,2%	6	7	-16,9%
	DLM	143	179	-20,2%	-18	-34	+15 MDH	-19	-47	+28 MDH
	Zellidja	0,05	0,17	-71,3%	-0,63	-0,59	-0,04 MDH	-14	-9	-5 MDH
Rebab Company	0,02	0,05	-48,9%	-0,19	-0,15	-0,04 MDH	-0,88	-0,04	-0,84 MDH	
Recurring Aggregate Market		117 694	123 579	-4,8%	20 579	27 825	-26,0%	10 790	15 566	-30,7%
Published Aggregate Market		117 694	123 579	-4,8%	17 319	27 825	-37,8%	6 890	15 566	-55,7%





# CASABLANCA CLOSING

## EQUITY

### 2019 DIVIDENDS

Stock	DPS 2019	DPS 2018	Change	GM Date	Ex-Dividend Date	Date of payment
Addoha	0	0	-	30/06/2020		
AFMA	50	57	-12%	24/06/2020	05/08/2020	17/08/2020
Afric Industries	20	20	0%	18/06/2020	08/09/2020	17/09/2020
Afriquia Gaz	125	125	0%	07/04/2020	21/04/2020	30/04/2020
Agma Lahlou-Tazi	225	215	5%	29/06/2020	15/07/2020	24/07/2020
Alliances	0	0	-	17/06/2020		
ALM	70	100	-30%	29/06/2020	16/07/2020	27/07/2020
AtlantaSanad	3,3	3,0	10%	28/04/2020	27/05/2020	05/06/2020
Attijariwafa bank	13,5 (Extraordinary DPS)	13,0	4%	21/12/2020	31/12/2020	13/01/2021
Auto Hall	3,5	3,5	0%	29/05/2020	22/06/2020	01/07/2020
Auto Nejma	94,0	66,0	42%	02/06/2020	19/06/2020	30/06/2020
Balima	4,6	4,6	0%	29/06/2020	04/08/2020	13/08/2020
BCP	8,0	7,5	7%	29/06/2020	21/10/2020	03/11/2020
BoA	5	5	0%	23/06/2020	10/08/2020	28/09/2020
BMCI	0	30	-	30/06/2020		
Cartier Saada	0	1	-	09/09/2020		
CDM	18,7	8	134%	27/03/2020	10/06/2020	19/06/2020
Centrale Danone	0	0	-	10/07/2020		
CIH	14	14	0%	02/04/2020	21/09/2020	30/09/2020
Cimar	85 (Ordinary DPS) 15 (Extraordinary DPS)	85	-	28/05/2020	10/06/2020	19/06/2020
CMT	0	170	-	29/06/2020		
Colorado	0	2,9	-	30/06/2020		
Cosumar	7	7 (Ordinary DPS) 3 (Extraordinary DPS)	-	26/06/2020	24/08/2020	02/09/2020
CTM	0,0	35 (Ordinary DPS) 12 (Extraordinary DPS)	-	05/06/2020		
Dari Couspate	95	110	-14%	29/06/2020	20/07/2020	29/07/2020
Delta Holding	0,0	1,5	-	23/06/2020		
Disway	28	15	87%	03/06/2020	04/09/2020	15/09/2020
DLM	0	0	-	25/06/2020		
Ennaki	0,74	1,72	-57%	24/06/2020	16/09/2020	25/09/2020
Eqdom	0	60 (Ordinary DPS) 18 (Extraordinary DPS)	-	26/06/2020		
Fenie Brossette	0	0	-	25/06/2020		
HPS	0	50	-	26/06/2020		
IB Maroc	0	0	-			
Immoyente	6,5	0,7 (Ordinary DPS) 5,3 (Issue premium)	-	14/11/2019	25/12/2019	06/01/2020
Involys	0	8	-	26/06/2020		
Jet Contractors	0	4,5	-	05/06/2020		
Label Vie	56,36	52,84	7%	05/05/2020	23/07/2020	05/08/2020
LafargeHolcim Maroc	32	66	-52%	30/06/2020	21/09/2020	30/09/2020
Lesieur Cristal	3,0	3,5	-14%	27/04/2020	01/10/2020	12/10/2020
Lydec	0	24,5	-	11/06/2020		
M2M	0	0	-	30/06/2020		
Maghreb Oxygène	4	4	0%	07/04/2020	21/04/2020	30/04/2020
Maghrebail	50	50	0%	29/04/2020	17/07/2020	28/07/2020
Managem	0	15	-	25/06/2020		
Maroc Leasing	0	16	-	26/06/2020		
Maroc Telecom	5,54	6,83	-19%	29/04/2020	03/08/2020	12/08/2020
Marsa Maroc	9,7	9,3	4%	30/06/2020	21/07/2020	03/08/2020
Med Paper	0	0	-	25/06/2020		
Microdata	30	20	50%	24/06/2020	14/07/2020	23/07/2020
Mutandis	8,5	7,5	13%	02/04/2020	09/07/2020	20/07/2020
Nexans	5	4	25%	25/06/2020	15/07/2020	24/07/2020
Oulmès	0	0	-	27/04/2020		
Promopharm	0	0	-	30/06/2020		
RDS	0	3,0	-	30/06/2020		
Rebab Company	0	0	-	29/06/2020		
Risma	0	2	-	05/06/2020		
S2M	0	0	-	30/06/2020		
Saham Assurance	30	40	-25%	11/05/2020	17/07/2020	28/07/2020
Salafin	22 (Ordinary DPS) 22 (Extraordinary DPS)	20,64 (Ordinary DPS) 37,86 (Extraordinary DPS)	7% -42%	27/05/2020		
SBM	136	128	6%	27/04/2020	18/05/2020	29/05/2020
SMI	0	0	-	25/06/2020		
SNEP	0	10	-	24/06/2020		
Sonasis	0	12,9	-	30/06/2020		
Sothema	67	67	0%	29/06/2020	15/07/2020	24/07/2020
SRM	0	0	-	18/06/2020		
Stokvis	0	0	-	18/06/2020		
Stroc Industrie	0	0	-	24/07/2020		
Taqa Morocco	36	40	-10%	24/06/2020	14/07/2020	23/07/2020
Timar	0	4	-	26/06/2020		
Total Maroc	56	56	0%	05/06/2020	19/06/2020	30/06/2020
Unimer	3	3	0%	24/06/2020	21/09/2020	30/09/2020
Wafa Assurance	120	120	0%	29/06/2020	22/07/2020	04/08/2020
Zellidja	0	0	-	29/06/2020		

#### Attijari Global Research

Mahat Zerhouni  
+212 529 03 68 16  
m.zerhouni@attijari.ma

#### Attijari Intermédiation

Anis Hares  
+212 529 03 68 34  
Kaoutar Sbiyaa  
+212 529 03 68 48  
Alae Yahya  
+212 529 03 68 15

#### Wafa Bourse

Sofia Mohcine  
+212 522 49 59 52



Attijari  
Global Research