



CASABLANCA CLOSING

EQUITY

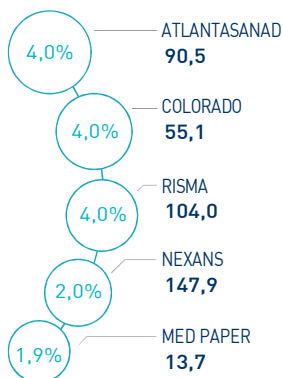
23 MARCH 2021

MARKET INSIGHT

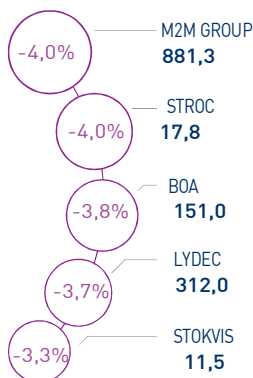
 MASI 11 383 pts	 MADEX 9 257 pts	 CAPI 590 MAD Bn	 VOLUME 111 MAD Mn
↓ Daily -0,53%	↓ Daily -0,55%	↑ High 607	MC 111
↑ YTD 0,84%	↑ YTD 0,73%	↓ Low 581	MB -

THE DAY IN REVIEW

TOP PERFORMERS




BOTTOM PERFORMERS



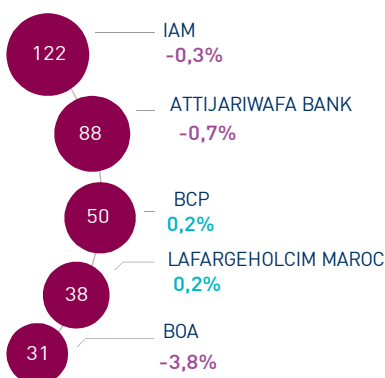
At the end of this trading session, the MASI index decreased by 0.53% to 11,383 points. In this context, the annual performance of the market settles at 0.84%.

AtlantaSanad topped the highest increases recording a gain of 4.0%. In the opposite, M2M Group dropped by 4.0%, i.e. the strongest decline of this trading session.

MOST ACTIVE (MAD Mn)



LARGEST CAP (MAD Bn)



Volume on the central market reached MAD 111 Mn.

This was mainly driven by Attijariwafa bank and Cosumar which monopolized 27% of the total flow.

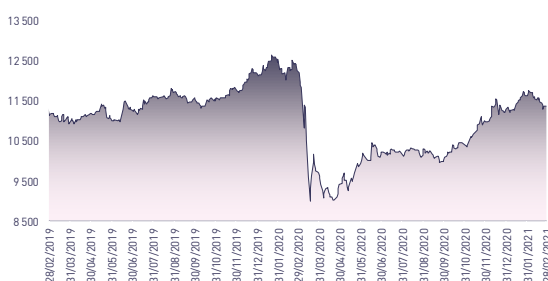
Attijari Global Research

Mahat Zerhouni
+212 529 03 68 16
m.zerhouni@attijari.ma

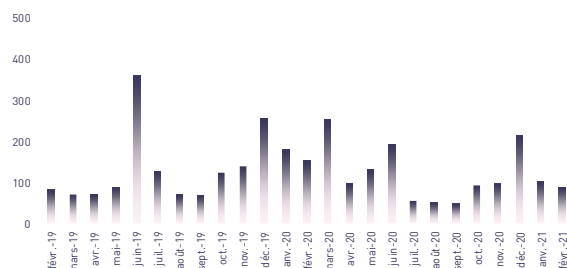
Attijari Intermédiation

Anis Hares
+212 529 03 68 34
Alae Yahya
+212 529 03 68 15
Sofia Mohcine
+212 522 49 59 52

MASI INDEX EVOLUTION (pts)



ADV- MONTHLY BASIS VOLUME (MAD Mn)



KEY ECONOMIC RELEASES/EVENTS OVER THE WEEK

| Mar. 23rd | 2021

M2M Group recorded a loss of MAD -10 Mn in 2020.

| Mar. 23rd | 2021

In 2020, Stroc Industrie's revenue stood at MAD 31.8 Mn, i.e. a decrease of 47.9%. Meanwhile, the company announces a loss in the FY 2020.

| Mar. 23rd | 2021

In February 2021, the Consumer Price Index increased by 0.1% from the previous month.

| Mar. 22nd | 2021

BMCI and Aradei Capital announce the conclusion of a strategic partnership.



Attijari
Global Research



CASABLANCA CLOSING

EQUITY

DAILY STOCK ON MARCH 23rd, 2021

23/03/2021	Close	Day	YTD	Max 2021	Min 2021	Quantity	P/E 19R	P/B 19R	D/Y 19R
Addoha	6,11	0,49%	-4,38%	7,41	6,08	12 757	7,3	0,2	0,0%
AFMA	1 141,0	0,71%	2,24%	1 192,0	1 090,0	1	23,0	19,5	4,4%
Afric Industries	289,95	1,74%	4,68%	290,00	270,00	1	11,6	1,9	6,9%
Afrikaia Gaz	4 069,0	0,00%	10,27%	4 262,0	3 837,0	0	20,0	4,8	3,1%
Agma	4 187,0	0,00%	12,64%	4 187,0	3 791,0	0	17,4	8,4	5,4%
Alliances	32,20	-0,89%	-10,43%	39,60	32,20	1 950	9,6	0,2	0,0%
Aluminium du Maroc	1 439,0	0,00%	6,99%	1 440,0	1 283,0	0	11,2	1,7	4,9%
Aradej Capital	397,00	-1,22%	-0,75%	401,90	382,15	25	17,5	1,1	4,1%
AtlantaSanad	90,5	4,00%	10,40%	90,5	77,0	27 431	14,6	3,1	3,6%
Attijariwafa bank	415,00	-0,72%	-1,95%	445,00	415,00	40 782	15,0	1,8	3,3%
Auto Hall	83,0	0,06%	17,66%	83,0	69,5	12	26,2	2,4	4,2%
Auto Nejma	2 064,00	0,00%	3,98%	2 064,00	1 985,00	0	13,3	2,3	4,6%
Balima	81,8	0,00%	0,00%	81,8	81,8	0	12,3	1,2	5,6%
BCP	249,10	0,22%	-0,24%	259,95	244,00	15 041	16,8	1,4	3,2%
BoA	151,0	-3,79%	-3,17%	162,0	148,1	10 030	15,7	1,4	3,3%
BMCI	676,90	1,79%	6,10%	710,00	615,00	57	14,9	1,2	0,0%
Cartier Saada	27,0	0,00%	-9,82%	29,9	25,2	0	N.S	1,4	0,0%
Centrale Danone	480,30	0,00%	-6,37%	513,00	480,15	0	N.S	50,3	0,0%
CIH	265,0	0,00%	3,92%	270,0	254,0	0	17,6	1,5	5,3%
Cimar	1 701,00	0,06%	1,31%	1 730,00	1 605,00	353	23,1	5,2	5,9%
CMT	1 550,0	-0,96%	2,11%	1 715,0	1 500,0	5 231	14,1	4,3	0,0%
Colorado	55,06	3,98%	13,55%	55,06	45,60	2 805	17,7	2,1	0,0%
Cosumar	238,6	-1,43%	13,54%	252,4	214,0	52 816	24,4	4,4	2,9%
Crédit du Maroc	455,00	-0,66%	-0,85%	470,00	429,00	13 000	9,7	0,9	4,1%
CTM	708,0	0,00%	3,18%	730,0	686,2	0	13,8	2,6	0,0%
Dari Couspate	4 699,00	0,00%	0,00%	4 699,00	4 699,00	0	23,4	4,5	2,0%
Delattre Levivier	44,0	0,00%	25,61%	51,3	36,0	0	N.S	1,2	0,0%
Delta Holding	34,45	0,00%	-1,29%	35,17	33,50	2	13,7	1,6	0,0%
Diac Salaf	26,3	0,00%	0,00%	26,3	26,3	0	N.S	N.S	0,0%
Disway	580,00	-2,36%	34,57%	594,00	427,05	8 819	16,1	1,7	4,8%
Ennaki	26,4	1,54%	2,88%	26,7	25,3	243	11,0	1,6	2,8%
Eqdom	1 160,00	0,00%	3,57%	1 178,00	1 100,00	0	14,3	1,3	0,0%
Fenie Brossette	47,0	-0,25%	17,21%	51,0	40,1	7	N.S	0,5	0,0%
HPS	6 230,00	0,00%	-4,01%	6 880,00	6 230,00	2	N.S	10,6	0,0%
IAM	138,7	-0,25%	-4,34%	148,9	135,6	56 239	20,2	7,8	4,0%
IB Maroc	31,50	-1,56%	10,33%	38,89	28,55	130	N.S	N.S	0,0%
Immorente	93,3	1,08%	-0,74%	94,0	91,0	1 855	N.S	1,1	7,0%
Involys	107,80	0,00%	-8,57%	119,95	105,60	0	10,9	0,4	0,0%
Jet Contractors	206,0	-2,83%	1,98%	249,0	205,0	4 351	5,0	0,8	0,0%
Label Vie	3 240,00	-0,12%	1,25%	3 268,00	3 118,00	50	29,5	4,6	1,7%
LafargeHolcim Maroc	1 625,0	0,25%	1,56%	1 690,0	1 555,0	2 520	22,4	3,8	2,0%
Lesieur	168,05	0,00%	3,73%	178,00	159,00	34	28,0	2,8	1,8%
LYDEC	312,0	-3,70%	-16,57%	362,0	311,2	2 192	14,8	1,4	0,0%
M2M Group	881,30	-4,00%	29,60%	956,00	680,00	469	19,7	2,9	0,0%
Maghreb Oxygène	196,0	0,00%	3,16%	196,0	189,0	0	10,8	0,6	2,0%
Maghrébaïl	889,00	0,00%	1,83%	889,00	856,00	0	11,5	1,3	5,6%
Managem	1 376,0	0,73%	19,76%	1 390,0	1 186,0	1 736	N.S	2,9	0,0%
Maroc Leasing	433,75	0,00%	-0,03%	433,90	425,25	0	16,7	1,3	0,0%
Marsa Maroc	210,0	-2,33%	0,00%	220,1	207,0	38 340	22,9	6,7	4,6%
Med Paper	13,66	1,94%	0,15%	14,61	13,00	442	N.S	N.S	0,0%
Microdata	680,0	-2,02%	17,24%	705,0	580,0	7 559	19,4	6,9	4,4%
Mutandis	240,05	0,44%	10,11%	240,05	215,05	25 122	23,5	1,9	3,5%
Nexans	147,9	1,97%	9,52%	147,9	122,8	16	13,1	0,5	3,4%
Oulmès	1 052,00	0,00%	-13,70%	1 219,00	1 050,00	0	N.S	3,3	0,0%
Promopharm	845,0	0,00%	19,01%	845,0	710,0	0	16,2	2,6	0,0%
Rebab	109,95	0,00%	0,00%	109,95	109,95	0	8,8	0,6	0,0%
RDS	25,4	-1,51%	-5,93%	30,5	25,4	283	2,2	0,2	0,0%
Risma	103,95	3,95%	-8,82%	113,60	100,00	1 000	10,6	1,0	0,0%
S2M	170,0	0,00%	6,25%	175,0	160,0	0	N.S	2,7	0,0%
Saham Assurance	1 220,00	0,00%	-4,54%	1 244,00	1 220,00	0	11,2	1,1	2,5%
Salafin	550,0	-1,35%	14,35%	564,0	500,0	37	12,4	1,5	8,0%
Samir	127,80	0,00%	0,00%	127,80	127,80	0	N.S	N.S	0,0%
SBM	2 330,0	-1,27%	-2,88%	2 446,0	2 300,0	10	17,6	4,1	5,8%
SMI	1 980,00	-0,30%	2,33%	2 069,00	1 900,00	13	35,8	2,7	0,0%
SNEP	550,0	0,36%	18,28%	563,0	464,0	1 850	18,9	2,2	0,0%
Sonasid	364,00	-0,83%	21,33%	390,30	300,00	675	N.S	0,8	0,0%
Sothema	2 840,0	1,87%	42,00%	2 840,0	2 000,0	2 047	23,8	5,7	2,4%
SRM	149,00	0,00%	12,88%	149,95	132,00	0	9,0	0,3	0,0%
Stokvis	11,5	-3,28%	11,32%	11,9	10,3	141	N.S	5,9	0,0%
Stroc Industrie	17,79	-3,99%	-13,22%	20,50	16,17	2	N.S	N.S	0,0%
TAQA Morocco	962,5	0,79%	5,19%	962,5	905,0	2 023	21,5	4,1	3,7%
Timar	129,00	0,00%	0,00%	129,00	129,00	0	6,6	0,3	0,0%
Total Maroc	1 272,0	0,63%	6,00%	1 295,0	1 211,0	665	19,0	4,8	4,4%
UNIMER	161,00	0,00%	0,00%	161,00	161,00	0	N.S	1,4	1,9%
Wafa Assurance	3 851,0	-1,00%	-0,49%	4 129,0	3 832,0	1 063	20,8	2,2	3,1%
Zellidja	78,36	0,00%	5,89%	82,80	74,00	0	N.S	0,7	0,0%
MASI	11 382,5	-0,53%	0,84%	11 751,1	11 215,7	-	19,7	4,3	3,2%

Multiples reflect 2019 recurring results reported to the current stock market capitalization



Attijari
Global Research



CASABLANCA CLOSING

EQUITY

H1-2020 FINANCIAL FIGURES

	Turnover			EBIT			Net Income (Group Share)			
	MAD Mn	H1-20	H1-19	Change	H1-20	H1-19	Change	H1-20	H1-19	Change
Maroc Telecom		18 323	17 844	2,7%	5 836	5 862	-0,4%	3 006	3 022	-0,5%
Cosumar		4 260	4 104	3,8%	693	691	0,2%	439	407	7,9%
Lesieur Cristal		2 067	1 943	6,4%	143	121	18,2%	102	89	14,2%
SBM		877	981	-10,6%	116	161	-28,0%	58	95	-38,9%
Centrale Danone		2 281	2 242	1,7%	5	-241	+246 MDH	-30	-289	+259 MDH
Mutandis		683	684	-0,1%	62	67	-6,9%	34	37	-9,8%
Dari Couspate		329	286	15,1%	48	44	7,0%	34	34	0,6%
Unimer		483	664	-27,4%	24	23	5,8%	-16	8	-25 MDH
Oulmès		630	799	-21,1%	-29	43	-72 MDH	-76	9	-85 MDH
Attijariwafa bank		12 383	11 777	5,1%	3 692	5 357	-31,1%	1 871	2 935	-36,2%
BOA		7 040	6 979	0,9%	1 810	2 252	-19,6%	1 064	1 170	-9,1%
BCP		10 003	8 786	13,9%	2 104	3 001	-29,9%	1 107	1 641	-32,5%
BMCI		1 554	1 536	1,1%	228	549	-58,4%	109	352	-69,0%
CIH Bank		1 403	1 195	17,4%	175	238	-26,8%	117	151	-22,3%
Crédit du Maroc		1 199	1 196	0,3%	148	451	-67,3%	77	301	-74,3%
Wafa Assurance		4 697	4 658	0,8%	-116	557	-673 MDH	-128	431	-560 MDH
Saham Assurance		2 870	3 073	-6,6%	-127	406	-533 MDH	-79	269	-348 MDH
AtlantaSanad		2 921	2 763	5,7%	275	264	4,2%	212	201	5,5%
AFMA		114	112	2,2%	56	54	4,1%	36	35	3,1%
AGMA		68	70	-2,5%	39	41	-6,0%	27	29	-5,3%
Sonasid		1 207	1 814	-33,5%	-35	10	-45 MDH	-43	5	-48 MDH
Delta Holding		1 135	1 352	-16,1%	136	211	-35,5%	90	111	-18,6%
SNEP		404	475	-15,0%	56	55	2,8%	24	24	0,0%
Jet Contractors		656	823	-20,3%	58	153	-62,3%	21	78	-73,6%
Aluminium du Maroc		329	437	-24,6%	8	40	-80,7%	6	34	-81,7%
Colorado		175	246	-28,7%	-5	38	-43 MDH	-10	23	-33 MDH
Ciments du Maroc		1 692	2 059	-17,9%	526	727	-27,6%	252	500	-69,6%
LafargeHolcim Maroc		3 185	3 896	-18,2%	1 411	1 652	-14,6%	870	965	-9,9%
Addoha		438	2 017	-78,3%	-166	427	-593 MDH	-80	340	-421 MDH
RDS		473	616	-23,3%	-3	144	-147 MDH	-36	84	-120 MDH
Alliances		668	1 054	-36,7%	70	160	-56,1%	9	93	-90,2%
Total Maroc		4 433	6 033	-26,5%	96	386	-75,1%	103	276	-62,4%
Taqi Morocco		4 016	4 512	-11,0%	1 100	1 243	-11,5%	428	507	-15,5%
Label Vie		5 381	4 683	14,9%	237	198	19,9%	195	168	16,4%
Afriquia Gaz		2 959	3 313	-10,7%	465	465	0,0%	328	347	-5,5%
Auto Hall		1 236	2 117	-41,6%	16	158	-89,9%	-29	77	-106 MDH
Lydec		3 382	3 593	-5,9%	-10	126	-136 MDH	-19	69	-88 MDH
Auto Nejma		841	951	-11,6%	65	109	-40,6%	39	71	-45,2%
Marsa Maroc		1 454	1 447	0,5%	432	471	-8,2%	280	343	-18,4%
Managem		2 379	2 160	10,1%	303	-99	+402 MDH	98	-139	+237 MDH
CMT		190	251	-24,4%	54	112	-51,9%	43	91	-52,7%
SMI		440	424	3,8%	59	60	-1,2%	61	45	33,3%
HPS		319	322	-0,9%	62	56	9,4%	49	40	22,8%
Disway		826	799	3,3%	62	60	2,8%	44	41	7,7%
Microdata		419	411	1,9%	72	52	38,2%	49	35	39,7%
S2M		107	109	-2,1%	-14	-8	-6 MDH	-22	-10	-12 MDH
MZM Group		50	91	-44,5%	10	33	-69,9%	15	19	-21,8%
Involys		19	20	-3,7%	3	1	229,5%	1	2	-39,2%
Eqdom		250	273	-8,3%	52	120	-56,4%	24	69	-65,7%
Salafin		183	221	-17,4%	30	112	-73,2%	18	72	-74,9%
Maghrebail		189	188	0,9%	23	104	-78,3%	8	53	-84,2%
Maroc Leasing		123	151	-18,7%	39	58	-32,1%	15	35	-58,9%
Risma		327	701	-53,4%	-45	126	-171 MDH	-69	65	-133 MDH
Sothema		840	841	-0,1%	181	141	28,7%	118	96	22,7%
Promopharm		256	240	6,8%	33	36	-6,7%	19	22	-14,0%
CTM		174	299	-41,7%	-51	26	-77 MDH	-45	14	-59 MDH
Timar		202	257	-21,5%	2	14	-87,7%	-2	6	-8 MDH
Maghreb Oxygène		111	119	-7,3%	1	11	-90,0%	3	8	-67,9%
Nexans Maroc		886	950	-6,7%	46	55	-16,2%	14	25	-44,3%
Immorent Invest		30	18	64,2%	13	7	68,1%	6	7	-16,7%
Ennaki Automobiles		540	727	-25,8%	40	75	-46,0%	19	45	-58,4%
Afric Industries		17	22	-23,6%	3	5	-34,4%	3	4	-24,9%
Med Paper		23	38	-40,1%	-6	-4	-2 MDH	-8	-7	-1 MDH
Fenie Brossette		180	286	-37,0%	-15	-10	-5 MDH	-19	-49	+30 MDH
IB Maroc.com		6	17	-63,9%	-3	-7	+4 MDH	-5	-10	+5 MDH
Stokvis Nord Afrique		107	180	-40,3%	-3	3	-6 MDH	-9	-4	-5 MDH
SRM		91	131	-30,6%	-0,06	0,11	-0,17 MDH	-4	-4	0 MDH
Balima		23	23	-1,3%	8	6	25,2%	6	7	-16,9%
DLM		143	179	-20,2%	-18	-34	+15 MDH	-19	-47	+28 MDH
Zellidja		0,05	0,17	-71,3%	-0,63	-0,59	-0,04 MDH	-14	-9	-5 MDH
Rebab Company		0,02	0,05	-48,9%	-0,19	-0,15	-0,04 MDH	-0,88	-0,04	-0,84 MDH
Recurring Aggregate Market		117 694	123 579	-4,8%	20 579	27 825	-26,0%	10 790	15 566	-30,7%
Published Aggregate Market		117 694	123 579	-4,8%	17 319	27 825	-37,8%	6 890	15 566	-55,7%





CASABLANCA CLOSING

EQUITY

2019 DIVIDENDS

Stock	DPS 2019	DPS 2018	Change	GM Date	Ex-Dividend Date	Date of payment
Addoha	0	0	-	30/06/2020		
AFMA	50	57	-12%	24/06/2020	05/08/2020	17/08/2020
Afric Industries	20	20	0%	18/06/2020	08/09/2020	17/09/2020
Afriquia Gaz	125	125	0%	07/04/2020	21/04/2020	30/04/2020
Agma Lahtou-Tazi	225	215	5%	29/06/2020	15/07/2020	24/07/2020
Alliances	0	0	-	17/06/2020		
ALM	70	100	-30%	29/06/2020	16/07/2020	27/07/2020
AtlantaSanad	3,3	3,0	10%	28/04/2020	27/05/2020	05/06/2020
Attijariwafa bank	13,5 (Extraordinary DPS)	13,0	4%	21/12/2020	31/12/2020	13/01/2021
Auto Hall	3,5	3,5	0%	29/05/2020	22/06/2020	01/07/2020
Auto Nejma	94,0	66,0	42%	02/06/2020	19/06/2020	30/06/2020
Balima	4,6	4,6	0%	29/06/2020	04/08/2020	13/08/2020
BCP	8,0	7,5	7%	29/06/2020	21/10/2020	03/11/2020
BoA	5	5	0%	23/06/2020	10/08/2020	28/09/2020
BMCI	0	30	-	30/06/2020		
Cartier Saada	0	1	-	09/09/2020		
CDM	18,7	8	134%	27/03/2020	10/06/2020	19/06/2020
Centrale Danone	0	0	-	10/07/2020		
CIH	14	14	0%	02/04/2020	21/09/2020	30/09/2020
Cimar	85 (Ordinary DPS) 15 (Extraordinary DPS)	85	-	28/05/2020	10/06/2020	19/06/2020
CMT	0	170	-	29/06/2020		
Colorado	0	2,9	-	30/06/2020		
Cosumar	7	7 (Ordinary DPS) 3 (Extraordinary DPS)	-	26/06/2020	24/08/2020	02/09/2020
CTM	0,0	35 (Ordinary DPS) 12 (Extraordinary DPS)	-	05/06/2020		
Dari Couspate	95	110	-14%	29/06/2020	20/07/2020	29/07/2020
Delta Holding	0,0	1,5	-	23/06/2020		
Disway	28	15	87%	03/06/2020	04/09/2020	15/09/2020
DLM	0	0	-	25/06/2020		
Ennaki	0,74	1,72	-57%	24/06/2020	16/09/2020	25/09/2020
Eqdom	0	60 (Ordinary DPS) 18 (Extraordinary DPS)	-	26/06/2020		
Fenie Brossette	0	0	-	25/06/2020		
HPS	0	50	-	26/06/2020		
IB Maroc	0	0	-			
Immoyente	6,5	0,7 (Ordinary DPS) 5,3 (Issue premium)	-	14/11/2019	25/12/2019	06/01/2020
Involys	0	8	-	26/06/2020		
Jet Contractors	0	4,5	-	05/06/2020		
Label Vie	56,36	52,84	7%	05/05/2020	23/07/2020	05/08/2020
LafargeHolcim Maroc	32	66	-52%	30/06/2020	21/09/2020	30/09/2020
Lesieur Cristal	3,0	3,5	-14%	27/04/2020	01/10/2020	12/10/2020
Lydec	0	24,5	-	11/06/2020		
M2M	0	0	-	30/06/2020		
Maghreb Oxygène	4	4	0%	07/04/2020	21/04/2020	30/04/2020
Maghrebail	50	50	0%	29/04/2020	17/07/2020	28/07/2020
Managem	0	15	-	25/06/2020		
Maroc Leasing	0	16	-	26/06/2020		
Maroc Telecom	5,54	6,83	-19%	29/04/2020	03/08/2020	12/08/2020
Marsa Maroc	9,7	9,3	4%	30/06/2020	21/07/2020	03/08/2020
Med Paper	0	0	-	25/06/2020		
Microdata	30	20	50%	24/06/2020	14/07/2020	23/07/2020
Mutandis	8,5	7,5	13%	02/04/2020	09/07/2020	20/07/2020
Nexans	5	4	25%	25/06/2020	15/07/2020	24/07/2020
Oulmès	0	0	-	27/04/2020		
Promopharm	0	0	-	30/06/2020		
RDS	0	3,0	-	30/06/2020		
Rebab Company	0	0	-	29/06/2020		
Risma	0	2	-	05/06/2020		
S2M	0	0	-	30/06/2020		
Saham Assurance	30	40	-25%	11/05/2020	17/07/2020	28/07/2020
Salafin	22 (Ordinary DPS) 22 (Extraordinary DPS)	20,64 (Ordinary DPS) 37,86 (Extraordinary DPS)	7% -42%	27/05/2020		
SBM	136	128	6%	27/04/2020	18/05/2020	29/05/2020
SMI	0	0	-	25/06/2020		
SNEP	0	10	-	24/06/2020		
Sonasis	0	12,9	-	30/06/2020		
Sothema	67	67	0%	29/06/2020	15/07/2020	24/07/2020
SRM	0	0	-	18/06/2020		
Stokvis	0	0	-	18/06/2020		
Stroc Industrie	0	0	-	24/07/2020		
Taqa Morocco	36	40	-10%	24/06/2020	14/07/2020	23/07/2020
Timar	0	4	-	26/06/2020		
Total Maroc	56	56	0%	05/06/2020	19/06/2020	30/06/2020
Unimer	3	3	0%	24/06/2020	21/09/2020	30/09/2020
Wafa Assurance	120	120	0%	29/06/2020	22/07/2020	04/08/2020
Zellidja	0	0	-	29/06/2020		

Attijari Global Research

Mahat Zerhouni
+212 529 03 68 16
m.zerhouni@attijari.ma

Attijari Intermédiation

Anis Hares
+212 529 03 68 34
Kaoutar Sbiyaa
+212 529 03 68 48
Alae Yahya
+212 529 03 68 15

Wafa Bourse

Sofia Mohcine
+212 522 49 59 52



Attijari
Global Research